

One Public School Child for Every Three Homes

Special Studies May 1, 2020

By Na Zhao, Ph.D

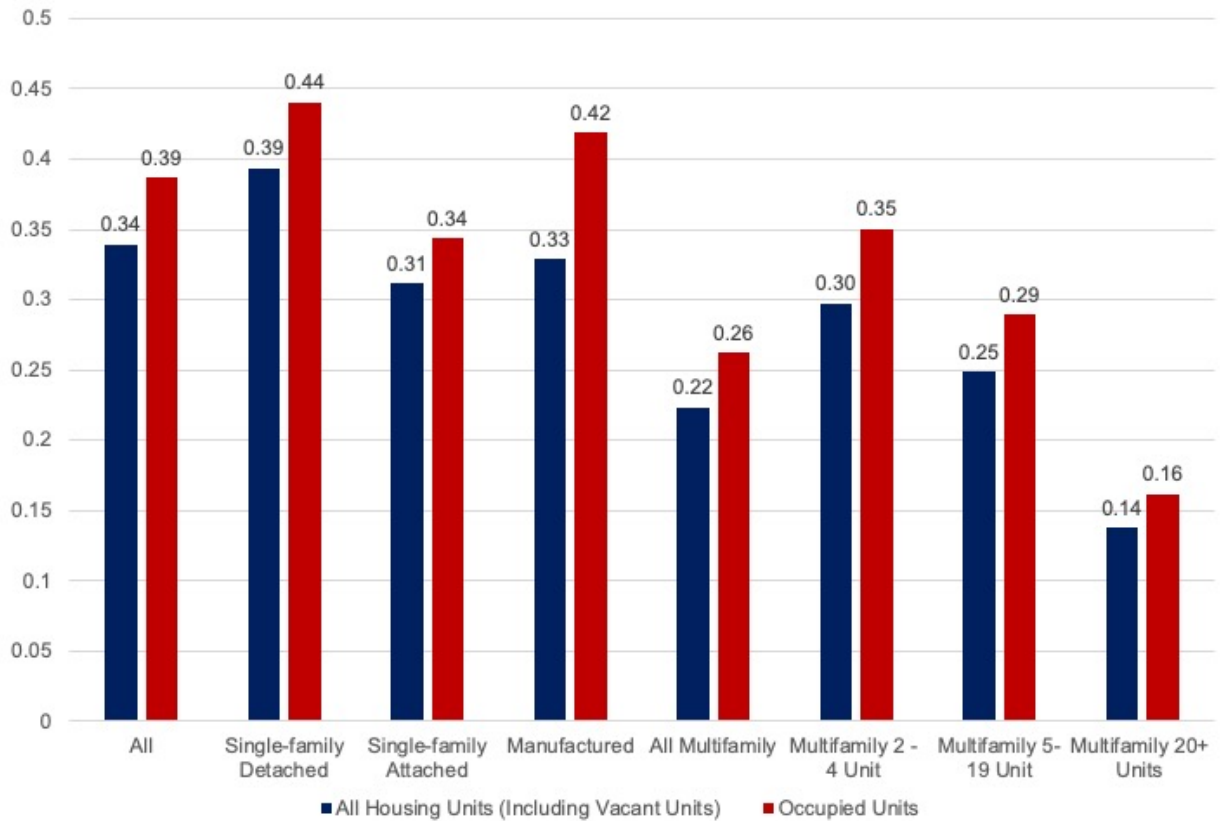
NAHB Economics and Housing Policy Group

Public education accounts for almost 40% of local government direct expenditures per housing unit, based on [data](#) from the Census of Government. School impact fees on new construction are typically determined in part by assumptions about the number of children in public schools per housing unit. The most recent 2018 American Community Survey (ACS) data show that, on average, there is approximately one public school child for every three housing units in the U.S. This special study looks at these data in more detail, showing the number of public school children in different types of homes, with separate statistics for recent movers and new construction, and a complete set of results for each state.

Under One Public School Child for all Structure Types

The 2018 ACS data indicate that there is far less than one school age child attending public school per housing unit, on average. The average across all housing units in the U.S. (including both occupied and vacant ones) is 0.34 per housing unit. That is a little over one public school child for every three homes. Among all structure types, single-family detached housing has the highest average number per unit (0.39), followed by manufactured housing (0.33), single-family attached (0.31), and multifamily (0.22). Larger multifamily properties have fewer public school children per unit. This number is only 0.14 per unit for multifamily buildings with 20 or more units, compared to 0.25 per unit for buildings with 5-19 units, and 0.30 for 2 - 4 unit buildings (Figure 1).

**Figure 1. Number of Public School Children
By Structure Type**



If vacant units are excluded, the average number of public school children per occupied unit will be slightly higher by definition: 0.39 across all structure types. The averages are 0.44 public school child per occupied unit for single-family detached, 0.34 per occupied unit for single-family attached, 0.42 for manufactured housing and 0.26 for multifamily (Table 1).

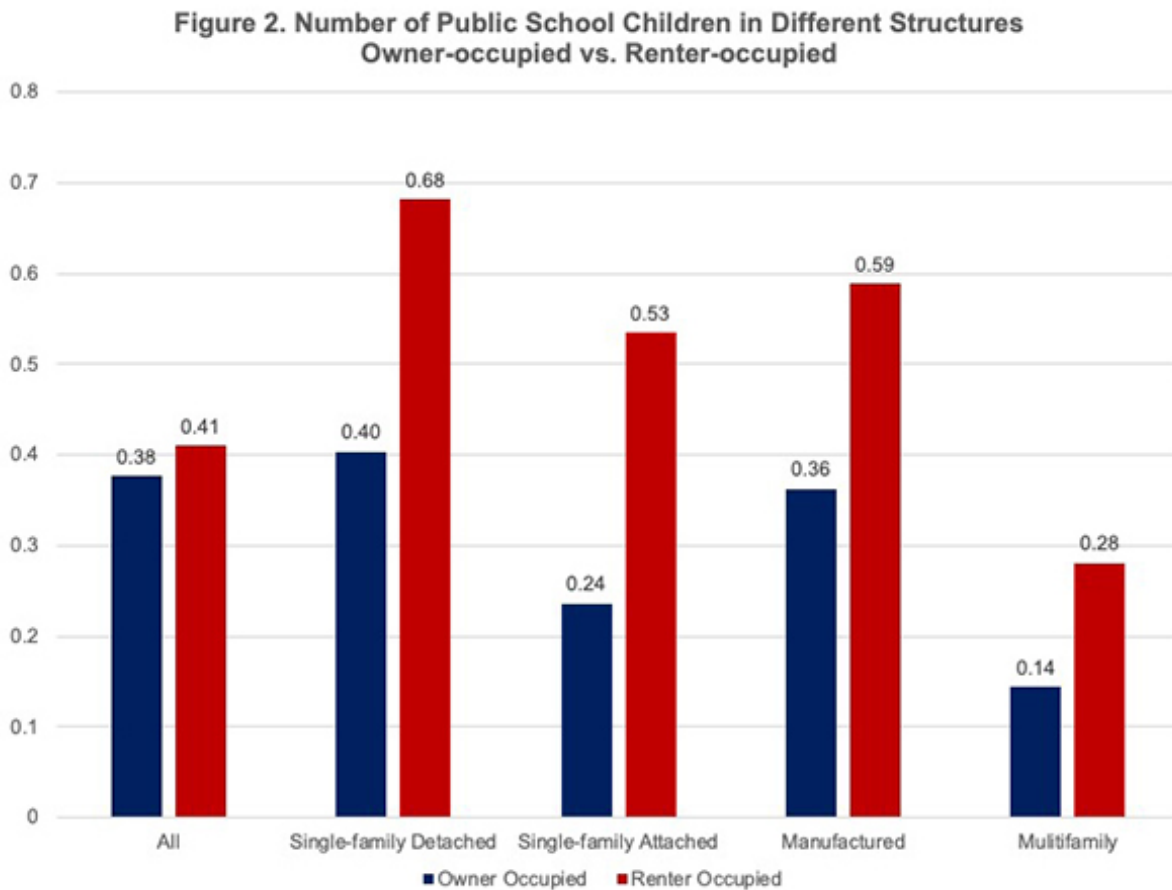
**Table 1. Average Number of Public School Children per Housing Unit
By Structure Type**

	All	Single-family	Single-family	Manufactured
		Detached	Attached	
All Housing Units	0.34	0.39	0.31	0.33
New Construction	0.32	0.43	0.21	0.34
Existing Homes	0.34	0.39	0.31	0.33
All Occupied Units	0.39	0.44	0.34	0.42
Recent Movers	0.35	0.50	0.37	0.44
Into New construction	0.37	0.51	0.24	0.35
Into Existing Homes	0.35	0.50	0.38	0.44
Non-movers	0.39	0.44	0.34	0.42
Owner Occupied Units	0.38	0.40	0.24	0.36
Recent Movers	0.39	0.44	0.21	0.32
Into New construction	0.45	0.50	0.22	0.33
Into Existing Homes	0.38	0.43	0.21	0.32
Non-movers	0.38	0.40	0.24	0.37
Renter Occupied Units	0.41	0.68	0.53	0.59
Recent Movers	0.33	0.61	0.47	0.55
Into New construction	0.22	0.54	0.28	0.34
Into Existing Homes	0.33	0.61	0.47	0.55
Non-movers	0.44	0.70	0.56	0.60
	All	2-4 Unit	5 - 19 Unit	20+ Unit
	Multifamily	Multifamily	Multifamily	Multifamily
All Housing Units	0.22	0.30	0.25	0.14
New Construction	0.12	0.25	0.17	0.06
Existing Homes	0.22	0.30	0.25	0.14
All Occupied Units	0.26	0.35	0.29	0.16
Recent Movers	0.21	0.30	0.23	0.12
Into New construction	0.15	0.33	0.21	0.09
Into Existing Homes	0.21	0.30	0.23	0.12
Non-movers	0.28	0.36	0.31	0.18
Owner Occupied Units	0.14	0.24	0.11	0.07
Recent Movers	0.11	0.21	0.09	0.04
Into New construction	0.03	0.05	0.03	0.02
Into Existing Homes	0.11	0.22	0.09	0.04
Non-movers	0.15	0.24	0.11	0.07
Renter Occupied Units	0.28	0.38	0.31	0.18
Recent Movers	0.21	0.31	0.24	0.12
Into New construction	0.15	0.37	0.22	0.09
Into Existing Homes	0.21	0.31	0.24	0.12
Non-movers	0.30	0.40	0.34	0.20

Owner-occupied Units Have Fewer Public School Children

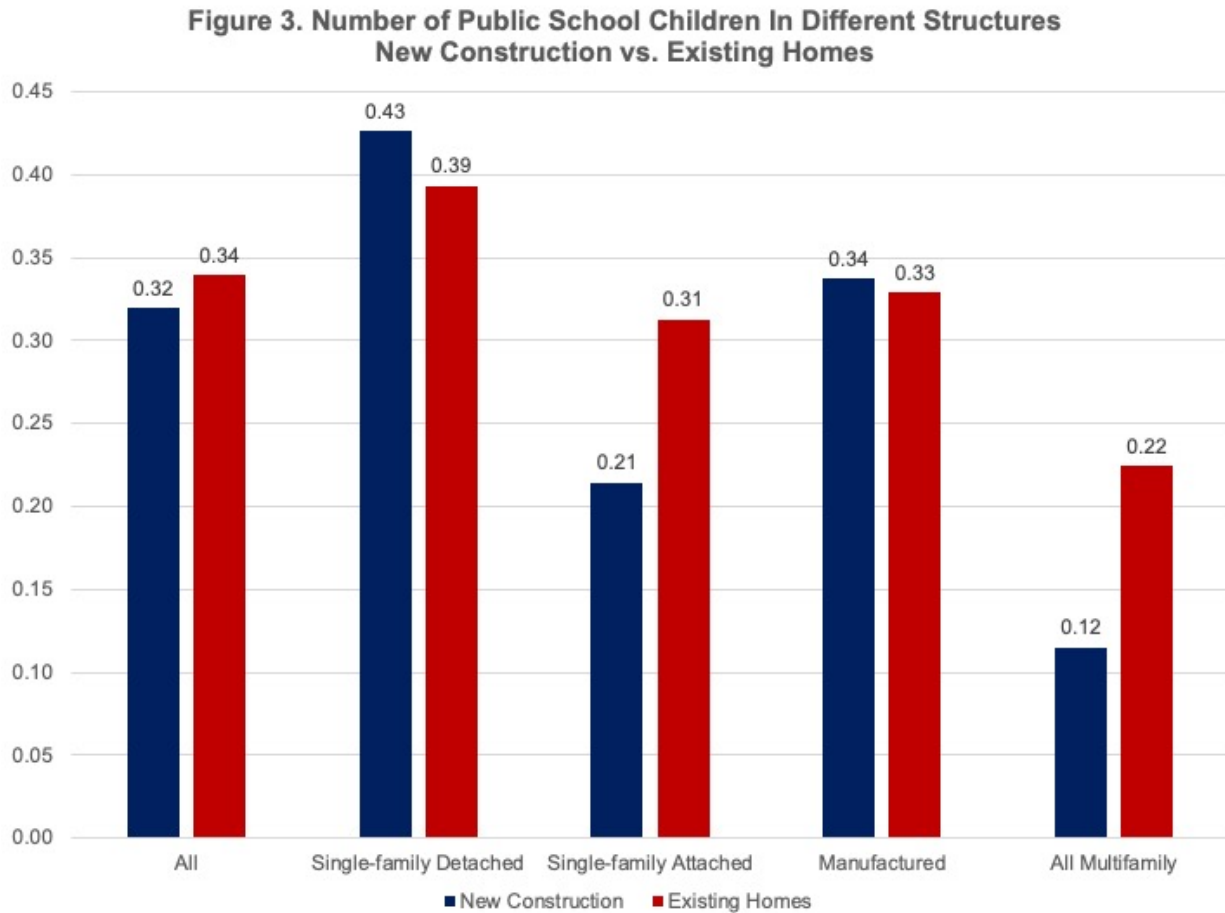
The 2018 ACS data show that owner-occupied units have fewer public school children than renter-occupied units for all structure types. Figure 2 shows that, on average, there is 0.38 public school children per owner-occupied unit and 0.41 per renter-occupied unit.

The difference between the average number of public school children in owner-occupied and renter-occupied units is larger for single-family, including both detached and attached units¹, than for multifamily. There is 0.40 public school children per owner-occupied single-family detached unit, compared to 0.68 per renter-occupied one. For multifamily, there is only 0.14 public school children per owner-occupied unit, compared to 0.28 per renter-occupied unit.



New Construction Has Fewer Public School Children

In general, new homes (built in 2017 or 2018), have slightly fewer children attending public schools than existing homes, built before 2017 (Figure 3). Only 0.32 public school children per new construction, compared to 0.34 per existing home. Among all new construction, single-family detached homes have the largest average number per unit (0.43), followed by manufactured housing (0.34), single-family attached (0.21), and multifamily (0.12).

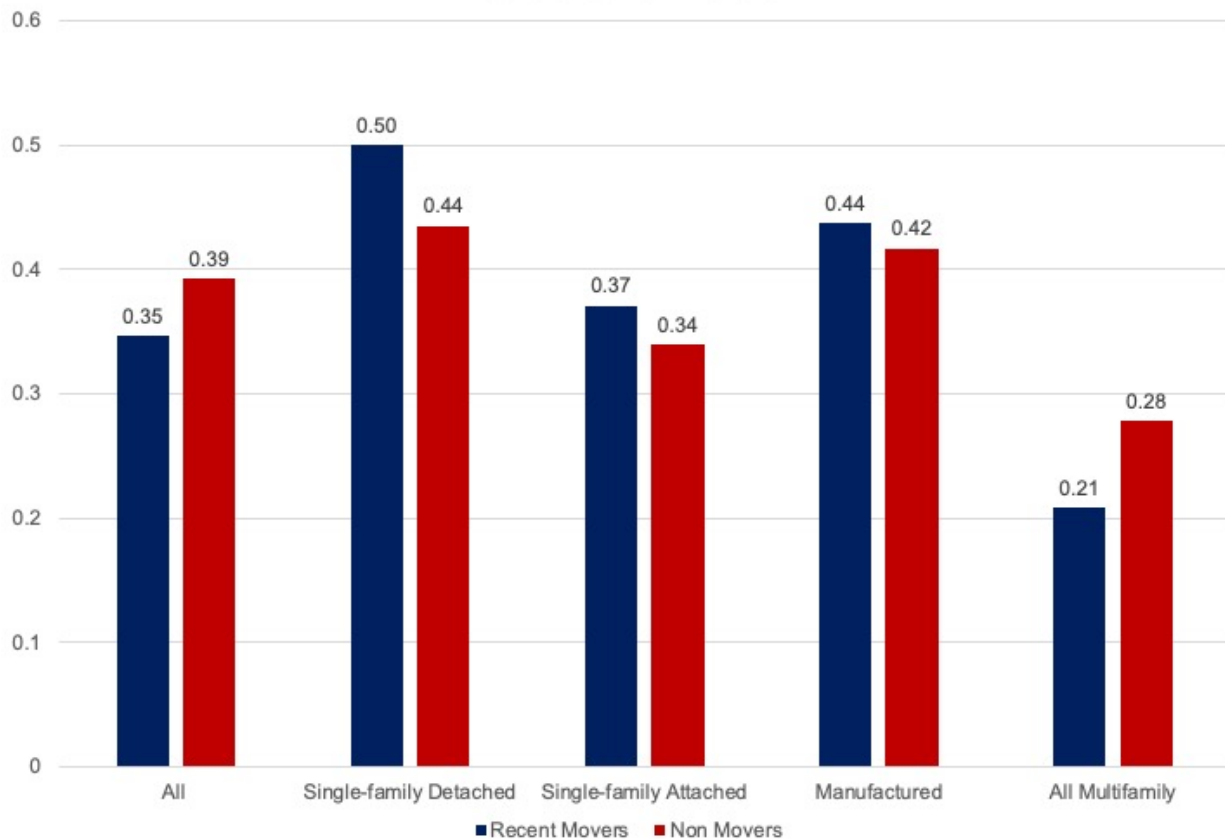


The differences between number of public school children in new and existing homes vary across residential structure types. There are slightly more public school children in new than existing homes for single-family detached and manufactured housing. 0.43 public school child per newly built single-family detached, compared to 0.39 per existing unit. When it comes to other types of structures, such as single-family attached and multifamily, the number of public school children per unit is much lower in new than in existing homes. For single-family attached, there is 0.21 public school child per new homes, but 0.31 per existing home. The numbers are 0.12 per new and 0.22 per existing home for multifamily units.

Fewer Number of Public School Children per Recent Mover Household

On average, there are fewer public school children per recent mover household, living in the same unit for less than a year, than per non-mover household: 0.35 per mover household vs. 0.39 per non-mover household. For particular types of structures, however, the opposite is true. The only type of structure with fewer public school children per recent mover households is multifamily: 0.21 per recent mover household compared to 0.28 per non-mover. Figure 4 also shows there is one child attending public school for every two households who recently moved into single-family detached units, but only one for every five households moving into multifamily units.

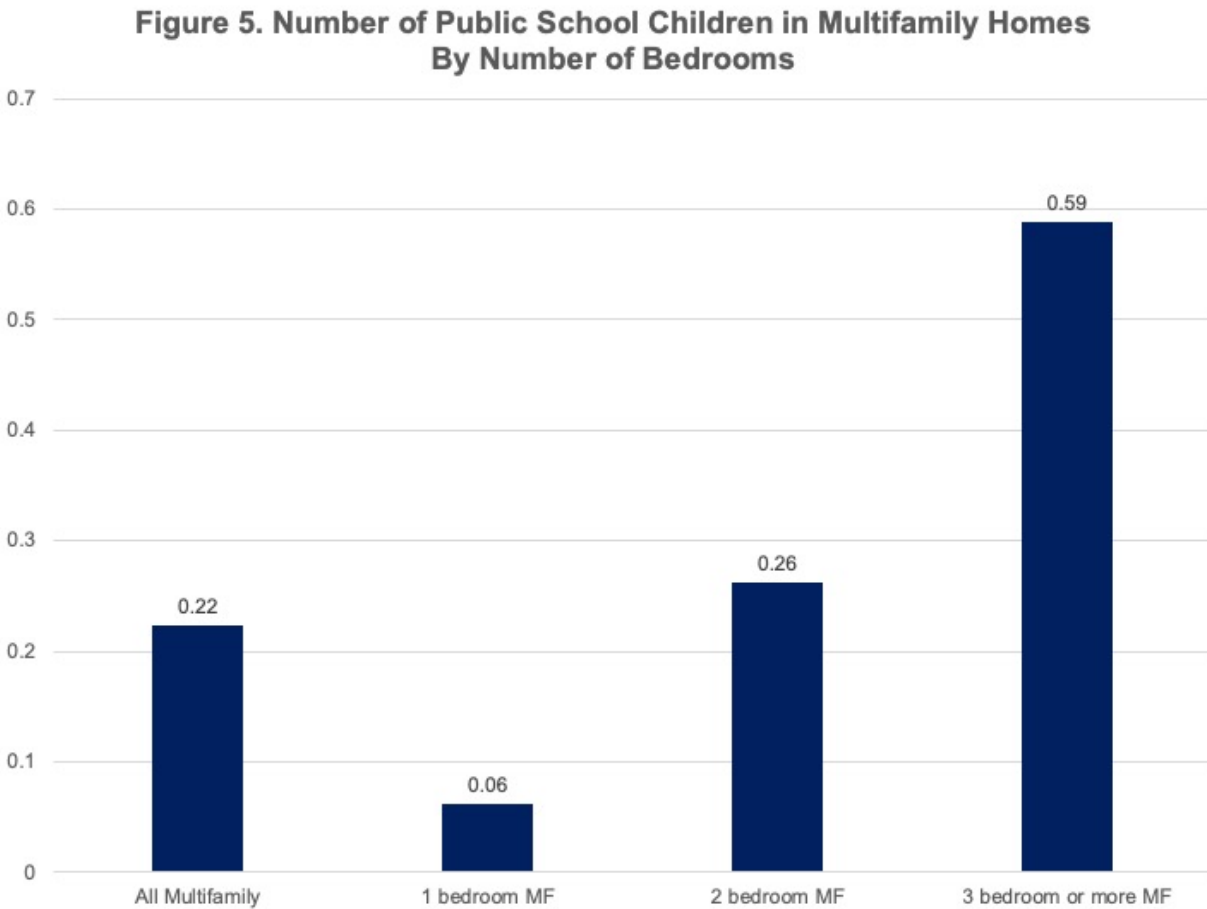
Figure 4. Number of Public School Children in Different Structures Movers vs. Non-movers



Fewest Number of Public School Children in One Bedroom Multifamily Homes

Figure 5 shows that the average number of public school children per unit increases with the number of bedrooms in multifamily homes. Multifamily homes with 1 bedroom or less have the least average number of children per unit (0.06), followed by 2 bedroom units (0.26) and three or

more bedroom unit (0.59). It is important to note that multifamily units with 3 or more bedrooms account for only a small share of all multifamily completions.



Renter-occupied multifamily units, on average, have more children attending public school than owner-occupied units among irrespective of the number of bedrooms (Table 2). The biggest difference between renter-occupied and owner-occupied units comes from multifamily units with 3 bedrooms or more: 0.31 per unit for owner-occupied vs. 0.83 for renter-occupied.

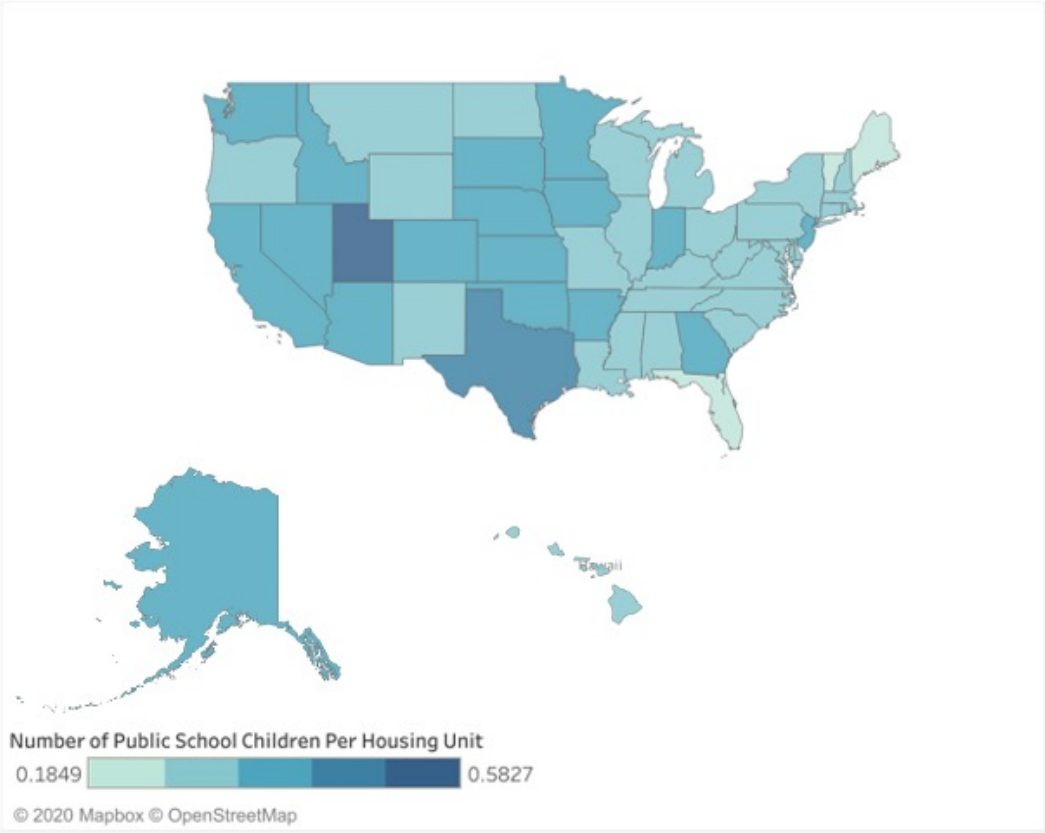
**Table 2. Average Number of Public School Children per Multifamily Unit
By Number of Bedrooms**

	All	One Bedroom	Two Bedrooms	Three Bedrooms or More
All Housing Units	0.22	0.06	0.26	0.59
New Construction	0.12	0.02	0.12	0.40
Existing Homes	0.22	0.06	0.26	0.59
All Occupied Units	0.26	0.07	0.31	0.69
Recent Movers	0.21	0.05	0.26	0.66
Into New construction	0.15	0.03	0.16	0.61
Into Existing Homes	0.21	0.05	0.26	0.66
Non-movers	0.28	0.08	0.32	0.69
Owner Occupied Units	0.14	0.04	0.10	0.31
Recent Movers	0.11	0.03	0.07	0.29
Into New construction	0.03	0.18	0.03	0.00
Into Existing Homes	0.11	0.03	0.08	0.30
Non-movers	0.15	0.04	0.10	0.31
Renter Occupied Units	0.28	0.07	0.35	0.83
Recent Movers	0.21	0.05	0.27	0.70
Into New construction	0.15	0.03	0.16	0.71
Into Existing Homes	0.21	0.05	0.27	0.70
Non-movers	0.30	0.08	0.38	0.87

Number of Public School Children per Housing Unit by State

The number of children attending public school per housing unit varies widely across states. Figure 6 shows that states in New England have relatively fewer average number of public school children present in the units.

Figure 6. Number of Public School Children per Housing Unit by State



Vermont has the smallest average number with 0.21 public school child per housing unit, followed by Maine (0.23), Florida (0.25), and New Hampshire (0.27), as shown in Table 3. Only 0.18 child going to the public education system per housing unit in the District of Columbia. However, D.C. is generally different from the states, as it is entirely urban. States with the largest average number of children attending public schools are Utah with 0.58 public school child per unit, and Texas with 0.43 per unit, far above the national average of 0.34 per unit.

Table 3 States (Including District of Columbia) with the Fewest Public School Children per Housing Unit

	All Housing Units
District of Columbia	0.18
Vermont	0.21
Maine	0.23
Florida	0.25
New Hampshire	0.27
West Virginia	0.28
Rhode Island	0.28
Delaware	0.28
Alabama	0.29
Pennsylvania	0.29

Table 4 shows the states with the fewest number of public school children in single-family detached units. Vermont has the fewest per unit (0.22), followed by Maine (0.24), West Virginia (0.29), Delaware (0.30), and Alabama (0.30). These states are also the states with the fewest number of children in all housing units (Table 3).

Table 4 States (Including District of Columbia) with the Fewest Public School Children per Single-family Detached Unit

	Single-family Detached
Vermont	0.22
Maine	0.24
West Virginia	0.29
Delaware	0.30
Alabama	0.30
Louisiana	0.31
New Hampshire	0.31
Florida	0.32
South Carolina	0.32
Rhode Island	0.32

States with the fewest average number of children attending public school per multifamily unit are not concentrated in one regional areas (Table 5). States with the fewest number of public school children per multifamily unit are Wyoming with only 0.08 per multifamily unit, West Virginia (0.12), Pennsylvania (0.13), North Dakota (0.14), the District of Columbia (0.14), and Vermont (0.14).

Table 5 States (Including District of Columbia) with the Fewest Public School Children per Multifamily Unit

	All Multifamily
Wyoming	0.08
West Virginia	0.12
Pennsylvania	0.13
North Dakota	0.14
District of Columbia	0.14
Vermont	0.14
Kansas	0.15
Montana	0.15
Missouri	0.15
Ohio	0.15

NAHB provides a complete set of detailed tables on the number of public school children in different types of homes for each individual state (including the District of Columbia) in the Appendix. It is available in the “Additional Resources” box at the top of the online version of the article.

¹ Single-family attached homes refer to a residential structure consisting of two or more attached units which must be separated from adjacent unit by a ground-to-roof wall and have individual heating and utility systems, such as rowhouses, duplexes, townhouses.

Average Number of Public School Children per Unit by Structure Type and State

Alabama

	All	Single- family Detached	Single- family Attached	Manufac- tured	All Multifamily	Multifamily 2 to 4 Units	Multifamily 5 to 19 units	Multifamily 20+ Units
All Housing Units	0.286	0.304	0.178	0.323	0.196	0.287	0.209	0.063
New Construction	0.642	0.731	***	0.660	0.080	***	***	0.126
Existing Homes	0.283	0.301	0.178	0.318	0.196	0.288	0.209	0.063
All Occupied Units	0.351	0.359	0.206	0.440	0.261	0.351	0.272	0.100
Recent Movers	0.362	0.463	0.158	0.461	0.210	0.205	0.251	0.120
Into New construction	0.622	0.699	***	0.570	***	***	***	***
Into Existing Homes	0.349	0.349	0.219	0.438	0.282	0.395	0.283	0.090
Non-movers	0.355	0.454	0.158	0.452	0.211	0.205	0.251	0.122
Owner Occupied Units	0.328	0.319	0.116	0.421	0.047	0.113	***	***
Recent Movers	0.425	0.433	0.145	0.371	***	***	***	***
Into New construction	0.925	0.866	***	1.166	***	***	***	***
Into Existing Homes	0.322	0.315	0.116	0.409	0.047	0.113	***	***
Non-movers	0.322	0.312	0.113	0.423	0.052	0.122	***	***
Renter Occupied Units	0.415	0.597	0.344	0.550	0.263	0.355	0.273	0.106
Recent Movers	0.338	0.520	0.166	0.535	0.215	0.216	0.254	0.123
Into New construction	0.151	0.381	***	***	0.194	***	***	0.257
Into Existing Homes	0.417	0.598	0.345	0.561	0.263	0.355	0.273	0.104
Non-movers	0.445	0.620	0.468	0.556	0.284	0.398	0.283	0.097

Alaska

	All	Single- family Detached	Single- family Attached	Manufac- tured	All Multifamily	Multifamily 2 to 4 Units	Multifamily 5 to 19 units	Multifamily 20+ Units
All Housing Units	0.357	0.359	0.503	0.552	0.284	0.327	0.267	0.202
New Construction	0.415	0.193	***	***	0.568	1.097	***	***
Existing Homes	0.357	0.360	0.503	0.552	0.281	0.320	0.271	0.202
All Occupied Units	0.447	0.457	0.541	0.648	0.361	0.429	0.327	0.251
Recent Movers	0.360	0.468	0.402	0.283	0.267	0.334	0.299	0.014
Into New construction	***	***	***	***	***	***	***	***
Into Existing Homes	0.365	0.469	0.402	0.283	0.274	0.340	0.316	0.014
Non-movers	0.462	0.455	0.570	0.705	0.399	0.466	0.342	0.320
Owner Occupied Units	0.445	0.452	0.371	0.748	0.233	0.374	0.036	0.204
Recent Movers	0.516	0.670	***	0.659	0.036	***	***	0.197
Into New construction	0.168	0.436	***	***	***	***	***	***
Into Existing Homes	0.446	0.452	0.371	0.748	0.239	0.374	0.038	0.204
Non-movers	0.441	0.441	0.404	0.755	0.254	0.385	0.043	0.206
Renter Occupied Units	0.462	0.479	0.777	0.298	0.407	0.456	0.441	0.272
Recent Movers	0.309	0.283	0.549	0.047	0.302	0.349	0.353	***
Into New construction	1.097	***	***	***	1.097	1.097	***	***
Into Existing Homes	0.459	0.479	0.777	0.298	0.402	0.446	0.441	0.272
Non-movers	0.540	0.605	0.869	0.459	0.458	0.514	0.499	0.333

Arizona

	All	Single-family Detached	Single-family Attached	Manufactured	All Multifamily	Multifamily 2 to 4 Units	Multifamily 5 to 19 units	Multifamily 20+ Units
All Housing Units	0.363	0.434	0.211	0.282	0.219	0.311	0.232	0.146
New Construction	0.290	0.380	***	0.064	0.032	0.286	***	0.016
Existing Homes	0.364	0.435	0.213	0.284	0.221	0.311	0.233	0.148
All Occupied Units	0.421	0.491	0.248	0.386	0.257	0.365	0.280	0.167
Recent Movers	0.354	0.498	0.283	0.490	0.188	0.311	0.197	0.118
Into New construction	0.275	0.375	***	***	0.066	0.650	***	0.034
Into Existing Homes	0.358	0.506	0.294	0.512	0.190	0.310	0.199	0.121
Non-movers	0.434	0.490	0.240	0.370	0.291	0.388	0.318	0.195
Owner Occupied Units	0.395	0.434	0.148	0.286	0.078	0.159	0.056	0.039
Recent Movers	0.367	0.429	0.146	0.212	0.105	0.171	0.110	0.048
Into New construction	0.438	0.471	***	0.146	***	***	***	***
Into Existing Homes	0.394	0.433	0.149	0.286	0.079	0.159	0.057	0.039
Non-movers	0.398	0.434	0.148	0.293	0.073	0.156	0.045	0.037
Renter Occupied Units	0.473	0.756	0.445	0.774	0.274	0.388	0.300	0.177
Recent Movers	0.350	0.635	0.384	0.924	0.192	0.318	0.203	0.122
Into New construction	0.101	0.369	***	***	0.045	0.338	***	0.022
Into Existing Homes	0.476	0.757	0.449	0.783	0.276	0.389	0.301	0.180
Non-movers	0.525	0.792	0.473	0.722	0.316	0.420	0.349	0.211

Arkansas

	All	Single-family Detached	Single-family Attached	Manufactured	All Multifamily	Multifamily 2 to 4 Units	Multifamily 5 to 19 units	Multifamily 20+ Units
All Housing Units	0.350	0.387	0.344	0.299	0.228	0.281	0.213	0.143
New Construction	0.260	0.369	***	0.174	0.100	0.224	***	***
Existing Homes	0.350	0.388	0.344	0.301	0.230	0.282	0.215	0.146
All Occupied Units	0.417	0.452	0.390	0.406	0.279	0.352	0.263	0.164
Recent Movers	0.459	0.657	0.309	0.376	0.218	0.356	0.141	0.082
Into New construction	0.320	0.469	***	***	0.202	0.536	***	***
Into Existing Homes	0.463	0.662	0.309	0.388	0.219	0.351	0.146	0.084
Non-movers	0.412	0.432	0.408	0.409	0.304	0.350	0.311	0.197
Owner Occupied Units	0.395	0.406	0.179	0.354	0.090	0.085	0.093	0.105
Recent Movers	0.550	0.581	1.357	0.241	***	***	***	***
Into New construction	0.353	0.382	***	0.194	***	***	***	***
Into Existing Homes	0.395	0.406	0.179	0.355	0.090	0.085	0.093	0.105
Non-movers	0.386	0.396	0.113	0.358	0.115	0.126	0.094	0.115
Renter Occupied Units	0.472	0.680	0.465	0.621	0.282	0.364	0.258	0.168
Recent Movers	0.421	0.738	0.200	0.476	0.221	0.364	0.144	0.085
Into New construction	0.316	0.828	***	0.852	0.130	0.473	***	***
Into Existing Homes	0.473	0.679	0.465	0.618	0.284	0.363	0.261	0.171
Non-movers	0.491	0.662	0.551	0.668	0.308	0.364	0.304	0.202

California

	All	Single-family Detached	Single-family Attached	Manufactured	All Multifamily	Multifamily 2 to 4 Units	Multifamily 5 to 19 units	Multifamily 20+ Units
All Housing Units	0.406	0.465	0.380	0.307	0.318	0.401	0.367	0.222
New Construction	0.334	0.485	0.210	0.410	0.115	0.145	0.168	0.105
Existing Homes	0.407	0.465	0.381	0.307	0.320	0.401	0.368	0.224
All Occupied Units	0.444	0.504	0.406	0.360	0.352	0.443	0.406	0.246
Recent Movers	0.358	0.541	0.384	0.329	0.230	0.319	0.270	0.162
Into New construction	0.340	0.485	0.328	0.606	0.117	0.210	0.022	0.121
Into Existing Homes	0.358	0.543	0.386	0.321	0.232	0.320	0.271	0.163
Non-movers	0.455	0.501	0.410	0.363	0.382	0.467	0.436	0.272
Owner Occupied Units	0.402	0.440	0.264	0.278	0.140	0.204	0.141	0.085
Recent Movers	0.381	0.451	0.210	0.207	0.111	0.208	0.116	0.044
Into New construction	0.508	0.599	0.270	0.095	0.024	0.108	***	***
Into Existing Homes	0.402	0.439	0.264	0.279	0.141	0.204	0.142	0.086
Non-movers	0.404	0.440	0.268	0.284	0.143	0.204	0.144	0.090
Renter Occupied Units	0.501	0.766	0.584	0.624	0.377	0.480	0.433	0.264
Recent Movers	0.349	0.661	0.462	0.544	0.236	0.327	0.279	0.166
Into New construction	0.353	1.057	0.201	1.116	0.187	0.207	0.260	0.175
Into Existing Homes	0.502	0.766	0.586	0.621	0.378	0.480	0.434	0.265
Non-movers	0.537	0.786	0.614	0.635	0.415	0.512	0.470	0.296

Colorado

	All	Single-family Detached	Single-family Attached	Manufactured	All Multifamily	Multifamily 2 to 4 Units	Multifamily 5 to 19 units	Multifamily 20+ Units
All Housing Units	0.356	0.434	0.273	0.490	0.177	0.274	0.205	0.108
New Construction	0.351	0.429	0.545	0.323	0.089	0.367	0.041	0.059
Existing Homes	0.356	0.434	0.266	0.492	0.178	0.274	0.207	0.109
All Occupied Units	0.396	0.475	0.295	0.559	0.207	0.323	0.236	0.128
Recent Movers	0.318	0.490	0.305	0.407	0.181	0.294	0.194	0.131
Into New construction	0.440	0.560	0.519	0.456	0.085	***	***	0.117
Into Existing Homes	0.312	0.484	0.284	0.404	0.183	0.296	0.197	0.132
Non-movers	0.412	0.473	0.293	0.579	0.219	0.334	0.255	0.126
Owner Occupied Units	0.412	0.451	0.166	0.529	0.067	0.094	0.078	0.032
Recent Movers	0.390	0.472	0.042	0.375	0.020	0.042	***	0.031
Into New construction	0.488	0.534	0.206	0.285	***	***	***	***
Into Existing Homes	0.411	0.450	0.165	0.531	0.067	0.094	0.078	0.032
Non-movers	0.414	0.449	0.181	0.546	0.074	0.100	0.090	0.032
Renter Occupied Units	0.369	0.648	0.535	0.619	0.231	0.384	0.266	0.140
Recent Movers	0.285	0.529	0.475	0.468	0.191	0.320	0.210	0.133
Into New construction	0.306	***	0.943	2.000	0.127	0.472	0.052	0.088
Into Existing Homes	0.370	0.651	0.518	0.617	0.233	0.383	0.268	0.141
Non-movers	0.410	0.693	0.561	0.650	0.254	0.414	0.297	0.144

Connecticut

	All	Single-family Detached	Single-family Attached	Manufactured	All Multifamily	Multifamily 2 to 4 Units	Multifamily 5 to 19 units	Multifamily 20+ Units
All Housing Units	0.342	0.387	0.346	0.062	0.272	0.371	0.255	0.106
New Construction	0.171	0.279	1.000	***	***	***	***	***
Existing Homes	0.342	0.388	0.344	0.064	0.273	0.372	0.257	0.106
All Occupied Units	0.377	0.417	0.372	0.083	0.313	0.439	0.291	0.118
Recent Movers	0.383	0.497	0.598	***	0.297	0.503	0.209	0.104
Into New construction	0.316	0.507	1.000	***	***	***	***	***
Into Existing Homes	0.384	0.496	0.587	***	0.301	0.512	0.210	0.106
Non-movers	0.377	0.412	0.334	0.091	0.317	0.425	0.311	0.122
Owner Occupied Units	0.367	0.396	0.223	0.096	0.233	0.267	0.237	0.100
Recent Movers	0.389	0.456	0.215	***	0.154	0.288	***	0.060
Into New construction	0.272	0.363	***	***	***	***	***	***
Into Existing Homes	0.368	0.396	0.223	0.098	0.234	0.269	0.237	0.101
Non-movers	0.366	0.393	0.223	0.106	0.238	0.266	0.250	0.107
Renter Occupied Units	0.405	0.676	0.677	***	0.339	0.508	0.308	0.121
Recent Movers	0.390	0.636	0.830	***	0.314	0.536	0.221	0.110
Into New construction	0.145	***	1.000	***	***	***	***	***
Into Existing Homes	0.406	0.677	0.674	***	0.340	0.509	0.309	0.122
Non-movers	0.409	0.686	0.620	***	0.346	0.500	0.334	0.125

Delaware

	All	Single-family Detached	Single-family Attached	Manufactured	All Multifamily	Multifamily 2 to 4 Units	Multifamily 5 to 19 units	Multifamily 20+ Units
All Housing Units	0.282	0.296	0.320	0.313	0.178	0.250	0.224	0.035
New Construction	0.168	0.238	0.117	0.093	***	***	***	***
Existing Homes	0.284	0.297	0.323	0.316	0.180	0.250	0.228	0.035
All Occupied Units	0.337	0.339	0.410	0.443	0.213	0.295	0.268	0.042
Recent Movers	0.208	0.255	0.331	***	0.126	0.101	0.162	***
Into New construction	0.058	***	0.173	***	***	***	***	***
Into Existing Homes	0.219	0.280	0.349	***	0.130	0.101	0.168	***
Non-movers	0.350	0.343	0.423	0.485	0.235	0.355	0.304	0.047
Owner Occupied Units	0.319	0.314	0.315	0.425	0.151	***	0.247	0.110
Recent Movers	0.157	0.206	0.138	***	***	***	***	***
Into New construction	0.260	0.324	0.136	0.183	***	***	***	***
Into Existing Homes	0.320	0.314	0.320	0.428	0.151	***	0.247	0.110
Non-movers	0.328	0.319	0.331	0.459	0.166	***	0.281	0.115
Renter Occupied Units	0.391	0.584	0.593	0.607	0.217	0.324	0.262	0.031
Recent Movers	0.252	0.425	0.447	***	0.134	0.112	0.169	***
Into New construction	***	***	***	***	***	***	***	***
Into Existing Homes	0.394	0.591	0.594	0.607	0.219	0.324	0.265	0.031
Non-movers	0.427	0.611	0.642	0.702	0.241	0.389	0.296	0.035

District of Columbia

	All	Single-family Detached	Single-family Attached	Manufactured	All Multifamily	Multifamily 2 to 4 Units	Multifamily 5 to 19 units	Multifamily 20+ Units
All Housing Units	0.185	0.339	0.226	***	0.140	0.220	0.231	0.071
New Construction	0.066	***	0.735	***	***	***	***	***
Existing Homes	0.186	0.340	0.223	***	0.142	0.221	0.233	0.072
All Occupied Units	0.206	0.376	0.244	***	0.157	0.251	0.260	0.079
Recent Movers	0.125	0.412	0.105	***	0.111	0.453	0.098	0.046
Into New construction	***	***	***	***	***	***	***	***
Into Existing Homes	0.132	0.429	0.106	***	0.118	0.469	0.102	0.049
Non-movers	0.221	0.374	0.260	***	0.169	0.212	0.289	0.089
Owner Occupied Units	0.208	0.340	0.243	***	0.048	0.083	0.064	0.033
Recent Movers	0.128	0.386	0.089	***	0.062	0.245	***	0.032
Into New construction	0.291	***	1.000	***	***	***	***	***
Into Existing Homes	0.207	0.341	0.240	***	0.049	0.086	0.065	0.033
Non-movers	0.215	0.338	0.255	***	0.047	0.065	0.073	0.033
Renter Occupied Units	0.203	0.633	0.258	***	0.184	0.299	0.289	0.093
Recent Movers	0.123	0.377	0.125	***	0.118	0.489	0.114	0.047
Into New construction	***	***	***	***	***	***	***	***
Into Existing Homes	0.207	0.633	0.260	***	0.187	0.299	0.292	0.096
Non-movers	0.225	0.669	0.292	***	0.202	0.257	0.321	0.110

Florida

	All	Single-family Detached	Single-family Attached	Manufactured	All Multifamily	Multifamily 2 to 4 Units	Multifamily 5 to 19 units	Multifamily 20+ Units
All Housing Units	0.255	0.319	0.245	0.195	0.161	0.238	0.189	0.107
New Construction	0.236	0.316	0.166	0.392	0.064	0.071	0.097	0.050
Existing Homes	0.255	0.319	0.247	0.193	0.162	0.238	0.190	0.108
All Occupied Units	0.312	0.365	0.277	0.269	0.220	0.298	0.249	0.157
Recent Movers	0.318	0.434	0.325	0.303	0.219	0.263	0.256	0.159
Into New construction	0.320	0.442	0.256	0.284	0.092	***	0.088	0.099
Into Existing Homes	0.318	0.433	0.331	0.303	0.222	0.264	0.258	0.162
Non-movers	0.310	0.358	0.269	0.264	0.220	0.308	0.247	0.156
Owner Occupied Units	0.272	0.318	0.176	0.201	0.076	0.160	0.079	0.045
Recent Movers	0.282	0.351	0.202	0.190	0.077	0.095	0.119	0.043
Into New construction	0.384	0.401	0.206	0.843	0.148	0.274	***	0.170
Into Existing Homes	0.270	0.317	0.175	0.197	0.076	0.160	0.079	0.045
Non-movers	0.271	0.316	0.173	0.202	0.076	0.169	0.074	0.046
Renter Occupied Units	0.397	0.641	0.476	0.506	0.273	0.342	0.294	0.213
Recent Movers	0.343	0.586	0.437	0.448	0.239	0.288	0.271	0.180
Into New construction	0.162	0.459	0.201	0.089	0.109	***	0.168	0.089
Into Existing Homes	0.399	0.641	0.478	0.509	0.275	0.342	0.295	0.216
Non-movers	0.415	0.657	0.487	0.523	0.286	0.360	0.303	0.226

Georgia

	All	Single-family Detached	Single-family Attached	Manufactured	All Multifamily	Multifamily 2 to 4 Units	Multifamily 5 to 19 units	Multifamily 20+ Units
All Housing Units	0.372	0.409	0.258	0.403	0.268	0.350	0.321	0.137
New Construction	0.292	0.316	0.096	0.740	0.151	0.054	0.192	0.142
Existing Homes	0.373	0.409	0.262	0.400	0.269	0.351	0.322	0.137
All Occupied Units	0.423	0.454	0.277	0.511	0.318	0.413	0.383	0.162
Recent Movers	0.403	0.523	0.289	0.630	0.247	0.297	0.323	0.120
Into New construction	0.301	0.354	0.148	0.514	0.226	***	0.108	0.365
Into Existing Homes	0.406	0.530	0.301	0.633	0.248	0.300	0.328	0.111
Non-movers	0.427	0.447	0.274	0.499	0.343	0.450	0.404	0.178
Owner Occupied Units	0.394	0.407	0.189	0.460	0.087	0.131	0.138	0.024
Recent Movers	0.404	0.443	0.085	0.613	0.047	0.028	0.064	0.049
Into New construction	0.397	0.395	0.092	1.126	***	***	***	***
Into Existing Homes	0.394	0.407	0.192	0.455	0.088	0.133	0.139	0.024
Non-movers	0.393	0.405	0.203	0.453	0.094	0.151	0.146	0.019
Renter Occupied Units	0.482	0.692	0.451	0.610	0.334	0.438	0.398	0.168
Recent Movers	0.406	0.657	0.471	0.648	0.254	0.310	0.331	0.116
Into New construction	0.255	0.424	0.150	0.783	0.158	0.095	0.230	0.120
Into Existing Homes	0.484	0.693	0.455	0.608	0.336	0.439	0.399	0.169
Non-movers	0.507	0.702	0.444	0.601	0.365	0.481	0.423	0.189

Hawaii

	All	Single-family Detached	Single-family Attached	Manufactured	All Multifamily	Multifamily 2 to 4 Units	Multifamily 5 to 19 units	Multifamily 20+ Units
All Housing Units	0.315	0.343	0.406	0.387	0.253	0.444	0.406	0.112
New Construction	0.190	0.391	***	***	***	***	***	***
Existing Homes	0.316	0.343	0.408	0.387	0.256	0.444	0.406	0.114
All Occupied Units	0.378	0.390	0.439	0.535	0.339	0.516	0.501	0.165
Recent Movers	0.391	0.478	0.426	0.299	0.322	0.434	0.372	0.239
Into New construction	0.027	0.089	***	***	***	***	***	***
Into Existing Homes	0.400	0.487	0.438	0.299	0.330	0.434	0.372	0.253
Non-movers	0.376	0.383	0.442	0.654	0.343	0.532	0.539	0.149
Owner Occupied Units	0.323	0.349	0.397	1.081	0.198	0.394	0.317	0.079
Recent Movers	0.313	0.502	0.240	2.000	0.055	0.275	0.087	***
Into New construction	0.320	0.466	***	***	***	***	***	***
Into Existing Homes	0.323	0.349	0.402	1.081	0.199	0.394	0.317	0.080
Non-movers	0.323	0.344	0.422	0.903	0.211	0.401	0.335	0.088
Renter Occupied Units	0.464	0.539	0.476	0.520	0.419	0.585	0.574	0.226
Recent Movers	0.415	0.469	0.497	***	0.365	0.442	0.398	0.305
Into New construction	0.288	1.000	***	***	***	***	***	***
Into Existing Homes	0.465	0.537	0.478	0.520	0.422	0.585	0.574	0.229
Non-movers	0.480	0.559	0.468	1.227	0.437	0.621	0.648	0.201

Idaho

	All	Single-family Detached	Single-family Attached	Manufac- tured	All Multifamily	Multifamily 2 to 4 Units	Multifamily 5 to 19 units	Multifamily 20+ Units
All Housing Units	0.394	0.450	0.285	0.339	0.200	0.295	0.162	0.091
New Construction	0.215	0.246	***	***	0.099	***	0.170	***
Existing Homes	0.397	0.453	0.288	0.340	0.201	0.295	0.161	0.093
All Occupied Units	0.453	0.508	0.306	0.427	0.240	0.347	0.199	0.110
Recent Movers	0.415	0.511	0.497	0.515	0.263	0.387	0.166	0.196
Into New construction	0.055	0.061	***	***	***	***	***	***
Into Existing Homes	0.437	0.563	0.497	0.515	0.267	0.389	0.172	0.196
Non-movers	0.459	0.508	0.254	0.414	0.228	0.328	0.221	0.070
Owner Occupied Units	0.463	0.492	0.222	0.298	0.081	0.118	***	***
Recent Movers	0.439	0.477	0.531	0.139	0.163	0.261	***	***
Into New construction	0.251	0.267	***	***	***	***	***	***
Into Existing Homes	0.467	0.496	0.224	0.298	0.085	0.118	***	***
Non-movers	0.465	0.493	0.179	0.307	0.061	0.088	***	***
Renter Occupied Units	0.433	0.628	0.389	0.741	0.251	0.373	0.205	0.116
Recent Movers	0.406	0.602	0.491	0.705	0.268	0.394	0.170	0.202
Into New construction	0.129	0.156	***	***	0.125	***	0.170	***
Into Existing Homes	0.436	0.632	0.389	0.745	0.253	0.374	0.206	0.117
Non-movers	0.445	0.636	0.344	0.757	0.242	0.363	0.228	0.074

Illinois

	All	Single-family Detached	Single-family Attached	Manufac- tured	All Multifamily	Multifamily 2 to 4 Units	Multifamily 5 to 19 units	Multifamily 20+ Units
All Housing Units	0.343	0.427	0.317	0.346	0.201	0.293	0.234	0.067
New Construction	0.213	0.366	0.324	0.141	0.024	***	0.062	0.017
Existing Homes	0.344	0.427	0.317	0.349	0.202	0.293	0.234	0.067
All Occupied Units	0.379	0.462	0.333	0.424	0.231	0.348	0.260	0.076
Recent Movers	0.309	0.515	0.282	0.246	0.184	0.317	0.191	0.063
Into New construction	0.268	0.443	0.521	***	0.032	***	***	0.038
Into Existing Homes	0.309	0.517	0.277	0.273	0.185	0.317	0.192	0.064
Non-movers	0.389	0.458	0.340	0.442	0.244	0.355	0.280	0.080
Owner Occupied Units	0.382	0.428	0.261	0.336	0.153	0.252	0.156	0.042
Recent Movers	0.377	0.477	0.210	0.224	0.102	0.173	0.120	0.018
Into New construction	0.399	0.445	0.422	0.087	0.232	***	0.283	***
Into Existing Homes	0.382	0.428	0.260	0.339	0.153	0.252	0.156	0.042
Non-movers	0.382	0.425	0.265	0.344	0.159	0.260	0.160	0.044
Renter Occupied Units	0.377	0.741	0.548	0.751	0.257	0.389	0.288	0.084
Recent Movers	0.274	0.605	0.349	0.279	0.193	0.340	0.199	0.063
Into New construction	0.110	0.739	***	0.607	0.022	***	***	0.025
Into Existing Homes	0.378	0.741	0.551	0.753	0.258	0.389	0.288	0.085
Non-movers	0.410	0.776	0.614	0.846	0.279	0.402	0.318	0.093

Indiana

	All	Single-family Detached	Single-family Attached	Manufactured	All Multifamily	Multifamily 2 to 4 Units	Multifamily 5 to 19 units	Multifamily 20+ Units
All Housing Units	0.351	0.410	0.204	0.303	0.169	0.253	0.174	0.049
New Construction	0.375	0.485	0.168	0.016	0.334	1.895	0.213	***
Existing Homes	0.351	0.409	0.205	0.306	0.168	0.249	0.174	0.050
All Occupied Units	0.392	0.448	0.239	0.368	0.199	0.303	0.205	0.057
Recent Movers	0.370	0.571	0.298	0.248	0.152	0.275	0.136	0.057
Into New construction	0.542	0.726	***	0.031	0.491	1.863	0.281	***
Into Existing Homes	0.365	0.567	0.310	0.262	0.148	0.262	0.133	0.057
Non-movers	0.396	0.436	0.228	0.384	0.220	0.313	0.238	0.057
Owner Occupied Units	0.397	0.414	0.117	0.307	0.129	0.222	0.013	***
Recent Movers	0.511	0.559	***	0.218	0.118	0.308	***	***
Into New construction	0.499	0.580	0.280	***	***	***	***	***
Into Existing Homes	0.397	0.413	0.114	0.311	0.129	0.223	0.013	***
Non-movers	0.390	0.405	0.128	0.314	0.130	0.214	0.016	***
Renter Occupied Units	0.379	0.669	0.391	0.492	0.200	0.309	0.207	0.059
Recent Movers	0.297	0.592	0.429	0.276	0.150	0.262	0.138	0.059
Into New construction	0.342	***	***	0.044	0.489	2.318	0.261	***
Into Existing Homes	0.379	0.670	0.394	0.500	0.199	0.304	0.206	0.059
Non-movers	0.413	0.696	0.378	0.565	0.224	0.328	0.240	0.059

Iowa

	All	Single-family Detached	Single-family Attached	Manufactured	All Multifamily	Multifamily 2 to 4 Units	Multifamily 5 to 19 units	Multifamily 20+ Units
All Housing Units	0.354	0.410	0.216	0.293	0.179	0.176	0.238	0.116
New Construction	0.356	0.516	0.138	0.827	0.047	0.554	***	***
Existing Homes	0.354	0.409	0.217	0.286	0.181	0.175	0.241	0.120
All Occupied Units	0.394	0.447	0.235	0.345	0.215	0.222	0.280	0.136
Recent Movers	0.398	0.503	0.353	0.648	0.261	0.286	0.380	0.079
Into New construction	0.480	0.733	0.148	2.000	***	***	***	***
Into Existing Homes	0.395	0.495	0.380	0.550	0.268	0.286	0.383	0.085
Non-movers	0.393	0.441	0.213	0.314	0.192	0.199	0.218	0.161
Owner Occupied Units	0.397	0.420	0.117	0.332	0.055	0.137	***	***
Recent Movers	0.416	0.431	0.210	0.739	***	***	***	***
Into New construction	0.509	0.511	0.295	2.000	***	***	***	***
Into Existing Homes	0.396	0.419	0.114	0.319	0.057	0.140	***	***
Non-movers	0.396	0.419	0.107	0.298	0.063	0.153	***	***
Renter Occupied Units	0.394	0.672	0.487	0.340	0.231	0.233	0.302	0.149
Recent Movers	0.392	0.646	0.449	0.309	0.270	0.289	0.392	0.083
Into New construction	0.402	1.852	***	***	0.074	1.000	***	***
Into Existing Homes	0.394	0.664	0.503	0.340	0.233	0.230	0.306	0.153
Non-movers	0.395	0.681	0.502	0.346	0.210	0.210	0.242	0.180

Kansas

	All	Single-family Detached	Single-family Attached	Manufactured	All Multifamily	Multifamily 2 to 4 Units	Multifamily 5 to 19 units	Multifamily 20+ Units
All Housing Units	0.367	0.425	0.303	0.383	0.149	0.194	0.151	0.091
New Construction	0.356	0.415	***	0.318	0.368	***	0.909	***
Existing Homes	0.367	0.425	0.308	0.383	0.147	0.195	0.144	0.093
All Occupied Units	0.415	0.474	0.330	0.497	0.176	0.234	0.178	0.104
Recent Movers	0.360	0.550	0.272	0.309	0.150	0.231	0.142	0.070
Into New construction	0.461	0.705	***	0.604	0.362	***	1.076	***
Into Existing Homes	0.358	0.547	0.289	0.305	0.145	0.234	0.124	0.074
Non-movers	0.425	0.465	0.345	0.534	0.190	0.236	0.201	0.121
Owner Occupied Units	0.439	0.447	0.179	0.497	0.158	0.269	0.031	***
Recent Movers	0.476	0.496	0.296	0.068	0.762	1.177	1.000	***
Into New construction	0.603	0.640	***	0.318	***	***	***	***
Into Existing Homes	0.438	0.446	0.180	0.498	0.158	0.269	0.031	***
Non-movers	0.436	0.443	0.168	0.531	0.062	0.112	***	***
Renter Occupied Units	0.379	0.668	0.451	0.444	0.177	0.236	0.180	0.107
Recent Movers	0.322	0.671	0.276	0.421	0.145	0.213	0.141	0.071
Into New construction	0.261	***	***	***	0.374	***	0.945	***
Into Existing Homes	0.380	0.669	0.463	0.444	0.175	0.238	0.172	0.109
Non-movers	0.408	0.666	0.528	0.461	0.197	0.249	0.207	0.124

Kentucky

	All	Single-family Detached	Single-family Attached	Manufactured	All Multifamily	Multifamily 2 to 4 Units	Multifamily 5 to 19 units	Multifamily 20+ Units
All Housing Units	0.313	0.340	0.315	0.340	0.191	0.227	0.216	0.051
New Construction	0.243	0.350	***	0.217	0.124	0.179	0.154	0.044
Existing Homes	0.313	0.340	0.317	0.341	0.192	0.228	0.217	0.051
All Occupied Units	0.360	0.384	0.337	0.427	0.226	0.276	0.248	0.062
Recent Movers	0.384	0.482	0.609	0.408	0.242	0.292	0.272	0.062
Into New construction	0.198	0.225	***	0.333	0.178	0.557	***	0.186
Into Existing Homes	0.390	0.490	0.631	0.409	0.243	0.287	0.281	0.057
Non-movers	0.356	0.374	0.273	0.429	0.220	0.269	0.237	0.063
Owner Occupied Units	0.338	0.343	0.111	0.382	0.084	0.086	0.091	0.057
Recent Movers	0.356	0.380	0.046	0.401	0.021	***	0.034	***
Into New construction	0.380	0.404	***	0.345	***	***	***	***
Into Existing Homes	0.337	0.343	0.112	0.383	0.084	0.086	0.091	0.059
Non-movers	0.337	0.341	0.118	0.381	0.095	0.094	0.108	0.067
Renter Occupied Units	0.418	0.649	0.622	0.575	0.235	0.284	0.261	0.063
Recent Movers	0.398	0.612	0.861	0.477	0.249	0.300	0.280	0.064
Into New construction	0.214	0.214	***	***	0.230	0.502	0.177	0.125
Into Existing Homes	0.420	0.650	0.626	0.577	0.235	0.282	0.262	0.062
Non-movers	0.427	0.662	0.518	0.608	0.228	0.277	0.251	0.063

Louisiana

	All	Single-family Detached	Single-family Attached	Manufac- tured	All Multifamily	Multifamily 2 to 4 Units	Multifamily 5 to 19 units	Multifamily 20+ Units
All Housing Units	0.293	0.307	0.244	0.358	0.205	0.260	0.200	0.117
New Construction	0.212	0.300	***	0.041	0.251	0.517	***	0.163
Existing Homes	0.293	0.307	0.247	0.363	0.205	0.260	0.200	0.116
All Occupied Units	0.350	0.354	0.291	0.472	0.262	0.335	0.257	0.146
Recent Movers	0.367	0.455	0.267	0.439	0.250	0.374	0.187	0.125
Into New construction	0.355	0.429	***	0.041	0.381	0.657	***	***
Into Existing Homes	0.367	0.456	0.267	0.462	0.248	0.370	0.187	0.127
Non-movers	0.348	0.346	0.296	0.475	0.266	0.323	0.279	0.153
Owner Occupied Units	0.311	0.298	0.167	0.455	0.036	0.017	0.133	***
Recent Movers	0.283	0.278	0.284	0.367	0.066	0.154	0.362	***
Into New construction	0.293	0.377	***	0.072	***	***	***	***
Into Existing Homes	0.312	0.297	0.168	0.462	0.036	0.017	0.133	***
Non-movers	0.313	0.299	0.155	0.459	0.034	0.014	0.125	***
Renter Occupied Units	0.434	0.645	0.375	0.549	0.278	0.365	0.266	0.154
Recent Movers	0.407	0.673	0.263	0.481	0.256	0.381	0.189	0.132
Into New construction	0.335	0.465	***	***	0.519	0.657	***	0.413
Into Existing Homes	0.434	0.646	0.377	0.555	0.278	0.364	0.266	0.152
Non-movers	0.442	0.638	0.406	0.565	0.286	0.360	0.290	0.161

Maine

	All	Single-family Detached	Single-family Attached	Manufac- tured ***	All Multifamily	Multifamily 2 to 4 Units	Multifamily 5 to 19 units	Multifamily 20+ Units
All Housing Units	0.234	0.242	0.169	0.274	0.198	0.202	0.306	0.039
New Construction	0.338	0.434	***	***	***	***	***	***
Existing Homes	0.233	0.241	0.169	0.275	0.198	0.202	0.306	0.039
All Occupied Units	0.306	0.331	0.199	0.329	0.235	0.248	0.350	0.045
Recent Movers	0.267	0.294	0.265	0.404	0.212	0.267	0.137	0.170
Into New construction	0.904	1.323	***	***	***	***	***	***
Into Existing Homes	0.262	0.281	0.265	0.404	0.214	0.270	0.137	0.170
Non-movers	0.311	0.335	0.174	0.319	0.242	0.242	0.417	0.018
Owner Occupied Units	0.309	0.322	0.224	0.295	0.127	0.155	0.093	***
Recent Movers	0.288	0.280	0.901	0.258	0.013	***	0.123	***
Into New construction	0.816	1.006	***	***	***	***	***	***
Into Existing Homes	0.307	0.320	0.224	0.295	0.128	0.156	0.093	***
Non-movers	0.310	0.324	0.131	0.297	0.139	0.172	0.089	***
Renter Occupied Units	0.310	0.508	0.166	0.493	0.253	0.275	0.362	0.049
Recent Movers	0.258	0.386	0.040	0.480	0.224	0.290	0.137	0.175
Into New construction	***	***	***	***	***	***	***	***
Into Existing Homes	0.310	0.508	0.166	0.493	0.254	0.276	0.362	0.049
Non-movers	0.329	0.550	0.326	0.501	0.263	0.270	0.435	0.019

Maryland

	All	Single-family Detached	Single-family Attached	Manufactured	All Multifamily	Multifamily 2 to 4 Units	Multifamily 5 to 19 units	Multifamily 20+ Units
All Housing Units	0.333	0.388	0.357	0.295	0.208	0.233	0.289	0.089
New Construction	0.237	0.382	0.256	***	0.055	***	0.151	0.045
Existing Homes	0.333	0.388	0.358	0.297	0.209	0.233	0.289	0.090
All Occupied Units	0.369	0.418	0.402	0.361	0.241	0.286	0.326	0.104
Recent Movers	0.350	0.525	0.482	0.263	0.204	0.203	0.286	0.101
Into New construction	0.189	0.401	0.171	***	0.066	***	***	0.068
Into Existing Homes	0.355	0.529	0.496	0.282	0.207	0.203	0.286	0.103
Non-movers	0.372	0.410	0.391	0.371	0.254	0.309	0.339	0.106
Owner Occupied Units	0.364	0.406	0.301	0.362	0.091	0.228	0.113	0.029
Recent Movers	0.418	0.532	0.335	0.043	0.035	0.153	0.045	0.017
Into New construction	0.399	0.527	0.288	***	***	***	***	***
Into Existing Homes	0.364	0.405	0.301	0.365	0.091	0.228	0.113	0.030
Non-movers	0.361	0.398	0.298	0.390	0.098	0.232	0.121	0.032
Renter Occupied Units	0.386	0.585	0.661	0.329	0.269	0.297	0.364	0.119
Recent Movers	0.320	0.535	0.610	0.732	0.218	0.206	0.302	0.111
Into New construction	0.085	***	0.170	***	0.084	***	0.291	0.067
Into Existing Homes	0.387	0.586	0.662	0.329	0.270	0.297	0.364	0.120
Non-movers	0.410	0.599	0.676	0.252	0.289	0.326	0.389	0.123

Massachusetts

	All	Single-family Detached	Single-family Attached	Manufactured	All Multifamily	Multifamily 2 to 4 Units	Multifamily 5 to 19 units	Multifamily 20+ Units
All Housing Units	0.314	0.384	0.300	0.118	0.235	0.318	0.222	0.098
New Construction	0.256	0.354	***	***	0.215	***	0.510	0.087
Existing Homes	0.314	0.384	0.302	0.118	0.235	0.319	0.221	0.098
All Occupied Units	0.349	0.430	0.322	0.138	0.259	0.357	0.241	0.106
Recent Movers	0.262	0.440	0.275	0.192	0.195	0.291	0.191	0.077
Into New construction	0.416	0.560	***	***	0.407	***	0.962	0.118
Into Existing Homes	0.259	0.437	0.286	0.192	0.193	0.291	0.179	0.076
Non-movers	0.360	0.429	0.328	0.132	0.274	0.369	0.255	0.113
Owner Occupied Units	0.374	0.428	0.235	0.121	0.187	0.260	0.053	0.062
Recent Movers	0.338	0.439	0.090	***	0.143	0.247	0.013	0.038
Into New construction	0.318	0.412	***	***	0.108	***	1.000	***
Into Existing Homes	0.375	0.428	0.237	0.121	0.187	0.261	0.052	0.062
Non-movers	0.377	0.427	0.246	0.130	0.191	0.261	0.058	0.066
Renter Occupied Units	0.308	0.486	0.502	0.290	0.282	0.406	0.275	0.110
Recent Movers	0.220	0.430	0.431	0.504	0.194	0.291	0.203	0.068
Into New construction	0.335	***	***	***	0.354	***	0.845	0.126
Into Existing Homes	0.308	0.486	0.502	0.290	0.281	0.407	0.273	0.110
Non-movers	0.332	0.498	0.516	0.194	0.306	0.434	0.298	0.123

Michigan

	All	Single-family Detached	Single-family Attached	Manufac- tured	All Multifamily	Multifamily 2 to 4 Units	Multifamily 5 to 19 units	Multifamily 20+ Units
All Housing Units	0.319	0.366	0.204	0.347	0.152	0.204	0.185	0.056
New Construction	0.458	0.479	***	0.510	0.571	0.540	0.763	***
Existing Homes	0.318	0.365	0.206	0.344	0.151	0.203	0.182	0.057
All Occupied Units	0.372	0.425	0.226	0.439	0.178	0.255	0.207	0.066
Recent Movers	0.316	0.439	0.294	0.476	0.166	0.290	0.163	0.073
Into New construction	0.627	0.770	***	0.378	0.867	0.540	1.346	***
Into Existing Homes	0.309	0.431	0.306	0.484	0.159	0.286	0.152	0.073
Non-movers	0.379	0.424	0.216	0.433	0.183	0.244	0.227	0.063
Owner Occupied Units	0.378	0.401	0.089	0.350	0.093	0.137	0.069	0.017
Recent Movers	0.365	0.401	0.133	0.340	0.044	0.048	***	0.102
Into New construction	0.579	0.607	***	0.757	***	***	***	***
Into Existing Homes	0.377	0.401	0.089	0.346	0.093	0.137	0.069	0.017
Non-movers	0.379	0.401	0.085	0.351	0.099	0.149	0.077	***
Renter Occupied Units	0.356	0.614	0.471	0.693	0.188	0.282	0.220	0.069
Recent Movers	0.291	0.536	0.410	0.631	0.170	0.313	0.166	0.072
Into New construction	0.657	2.766	***	0.589	0.692	0.540	1.013	***
Into Existing Homes	0.354	0.612	0.477	0.699	0.186	0.281	0.216	0.069
Non-movers	0.379	0.635	0.488	0.715	0.195	0.271	0.245	0.068

Minnesota

	All	Single-family Detached	Single-family Attached	Manufac- tured	All Multifamily	Multifamily 2 to 4 Units	Multifamily 5 to 19 units	Multifamily 20+ Units
All Housing Units	0.356	0.420	0.338	0.305	0.182	0.275	0.230	0.135
New Construction	0.379	0.580	***	0.507	***	***	***	***
Existing Homes	0.356	0.419	0.339	0.303	0.184	0.275	0.231	0.137
All Occupied Units	0.398	0.471	0.356	0.423	0.200	0.309	0.255	0.146
Recent Movers	0.298	0.482	0.426	0.370	0.124	0.262	0.157	0.075
Into New construction	0.371	0.559	***	0.284	***	***	***	***
Into Existing Homes	0.296	0.477	0.429	0.373	0.127	0.262	0.157	0.077
Non-movers	0.413	0.471	0.344	0.428	0.227	0.326	0.285	0.173
Owner Occupied Units	0.424	0.460	0.205	0.345	0.105	0.266	0.038	0.033
Recent Movers	0.421	0.478	0.250	0.178	0.095	0.201	***	***
Into New construction	0.649	0.667	***	0.773	***	***	***	***
Into Existing Homes	0.422	0.458	0.205	0.343	0.105	0.266	0.038	0.033
Non-movers	0.424	0.459	0.200	0.356	0.106	0.280	0.043	0.036
Renter Occupied Units	0.335	0.655	0.697	0.827	0.214	0.326	0.280	0.159
Recent Movers	0.227	0.540	0.583	0.789	0.127	0.274	0.166	0.077
Into New construction	0.048	0.632	***	1.000	***	***	***	***
Into Existing Homes	0.337	0.655	0.707	0.826	0.216	0.326	0.280	0.161
Non-movers	0.375	0.688	0.737	0.837	0.249	0.347	0.318	0.193

Mississippi

	All	Single-family Detached	Single-family Attached	Manufactured	All Multifamily	Multifamily 2 to 4 Units	Multifamily 5 to 19 units	Multifamily 20+ Units
All Housing Units	0.329	0.327	0.310	0.367	0.303	0.379	0.277	0.200
New Construction	0.402	0.626	***	0.099	0.114	***	***	1.000
Existing Homes	0.328	0.325	0.311	0.371	0.303	0.380	0.277	0.200
All Occupied Units	0.395	0.384	0.372	0.474	0.380	0.460	0.354	0.256
Recent Movers	0.432	0.486	0.423	0.650	0.311	0.284	0.342	0.294
Into New construction	0.468	0.729	***	0.151	0.114	***	***	1.000
Into Existing Homes	0.431	0.480	0.423	0.692	0.312	0.288	0.342	0.291
Non-movers	0.391	0.376	0.360	0.461	0.407	0.526	0.358	0.238
Owner Occupied Units	0.350	0.334	0.250	0.451	0.215	0.374	0.151	***
Recent Movers	0.408	0.405	***	0.453	0.385	0.830	0.372	***
Into New construction	0.491	0.718	***	0.084	***	***	***	***
Into Existing Homes	0.349	0.332	0.250	0.457	0.215	0.374	0.151	***
Non-movers	0.347	0.330	0.260	0.451	0.153	0.286	***	***
Renter Occupied Units	0.510	0.650	0.426	0.608	0.383	0.464	0.354	0.264
Recent Movers	0.453	0.595	0.500	0.826	0.313	0.277	0.349	0.303
Into New construction	0.477	1.000	***	0.326	0.114	***	***	1.000
Into Existing Homes	0.510	0.649	0.426	0.611	0.383	0.466	0.354	0.263
Non-movers	0.529	0.665	0.392	0.547	0.411	0.537	0.356	0.244

Missouri

	All	Single-family Detached	Single-family Attached	Manufactured	All Multifamily	Multifamily 2 to 4 Units	Multifamily 5 to 19 units	Multifamily 20+ Units
All Housing Units	0.308	0.362	0.221	0.271	0.151	0.223	0.140	0.041
New Construction	0.323	0.419	***	0.229	0.126	0.543	0.042	0.064
Existing Homes	0.308	0.361	0.222	0.272	0.151	0.222	0.142	0.041
All Occupied Units	0.355	0.407	0.240	0.368	0.183	0.274	0.173	0.049
Recent Movers	0.320	0.427	0.364	0.510	0.168	0.258	0.148	0.062
Into New construction	0.323	0.417	***	***	0.174	0.978	***	***
Into Existing Homes	0.320	0.427	0.371	0.518	0.168	0.252	0.151	0.063
Non-movers	0.360	0.405	0.207	0.349	0.189	0.279	0.184	0.044
Owner Occupied Units	0.355	0.374	0.073	0.298	0.112	0.111	0.141	0.071
Recent Movers	0.369	0.393	0.071	0.333	0.169	0.356	0.035	0.216
Into New construction	0.494	0.519	***	0.075	***	***	***	***
Into Existing Homes	0.354	0.373	0.073	0.299	0.112	0.111	0.141	0.072
Non-movers	0.354	0.373	0.073	0.296	0.106	0.091	0.159	0.055
Renter Occupied Units	0.361	0.606	0.405	0.576	0.188	0.286	0.176	0.044
Recent Movers	0.304	0.507	0.429	0.657	0.170	0.256	0.156	0.058
Into New construction	0.151	0.133	***	0.518	0.152	0.704	0.046	0.087
Into Existing Homes	0.362	0.608	0.410	0.577	0.188	0.284	0.178	0.043
Non-movers	0.382	0.633	0.393	0.542	0.195	0.297	0.185	0.038

Montana

	All	Single-family Detached	Single-family Attached	Manufactured	All Multifamily	Multifamily 2 to 4 Units	Multifamily 5 to 19 units	Multifamily 20+ Units
All Housing Units	0.290	0.331	0.171	0.283	0.150	0.232	0.103	0.054
New Construction	0.523	0.683	***	***	***	***	***	***
Existing Homes	0.288	0.328	0.173	0.283	0.152	0.234	0.104	0.054
All Occupied Units	0.346	0.397	0.189	0.345	0.179	0.265	0.123	0.068
Recent Movers	0.236	0.416	0.010	0.242	0.067	0.071	0.100	***
Into New construction	0.091	0.112	***	***	***	***	***	***
Into Existing Homes	0.239	0.427	0.010	0.246	0.068	0.071	0.100	***
Non-movers	0.365	0.395	0.246	0.356	0.236	0.349	0.139	0.101
Owner Occupied Units	0.354	0.376	0.098	0.300	0.006	0.012	***	***
Recent Movers	0.307	0.416	***	***	***	***	***	***
Into New construction	0.757	0.812	***	***	***	***	***	***
Into Existing Homes	0.350	0.372	0.100	0.301	0.006	0.012	***	***
Non-movers	0.357	0.374	0.123	0.321	0.008	0.014	***	***
Renter Occupied Units	0.322	0.524	0.269	0.420	0.190	0.284	0.131	0.075
Recent Movers	0.193	0.434	0.016	0.282	0.072	0.074	0.102	***
Into New construction	***	***	***	***	***	***	***	***
Into Existing Homes	0.323	0.527	0.269	0.420	0.191	0.284	0.132	0.076
Non-movers	0.381	0.563	0.367	0.453	0.254	0.385	0.151	0.106

Nebraska

	All	Single-family Detached	Single-family Attached	Manufactured	All Multifamily	Multifamily 2 to 4 Units	Multifamily 5 to 19 units	Multifamily 20+ Units
All Housing Units	0.385	0.448	0.296	0.521	0.154	0.255	0.158	0.084
New Construction	0.290	0.458	***	***	***	***	***	***
Existing Homes	0.386	0.448	0.303	0.522	0.156	0.255	0.158	0.085
All Occupied Units	0.425	0.488	0.324	0.745	0.172	0.283	0.177	0.093
Recent Movers	0.365	0.562	0.576	***	0.190	0.258	0.177	0.160
Into New construction	0.410	0.583	***	***	***	***	***	***
Into Existing Homes	0.364	0.561	0.611	***	0.191	0.258	0.177	0.163
Non-movers	0.435	0.481	0.262	0.815	0.162	0.296	0.178	0.057
Owner Occupied Units	0.440	0.450	0.050	0.749	0.020	0.045	***	***
Recent Movers	0.492	0.560	0.109	***	0.103	0.180	***	***
Into New construction	0.437	0.488	***	***	***	***	***	***
Into Existing Homes	0.440	0.449	0.051	0.750	0.020	0.045	***	***
Non-movers	0.437	0.443	0.043	0.803	***	***	***	***
Renter Occupied Units	0.401	0.757	0.628	0.778	0.179	0.303	0.184	0.096
Recent Movers	0.321	0.578	0.750	***	0.194	0.267	0.183	0.161
Into New construction	***	***	***	***	***	***	***	***
Into Existing Homes	0.403	0.757	0.647	0.778	0.181	0.304	0.184	0.097
Non-movers	0.439	0.816	0.576	0.946	0.171	0.323	0.184	0.059

Nevada

	All	Single-family Detached	Single-family Attached	Manufactured	All Multifamily	Multifamily 2 to 4 Units	Multifamily 5 to 19 units	Multifamily 20+ Units
All Housing Units	0.356	0.429	0.278	0.424	0.217	0.292	0.236	0.130
New Construction	0.265	0.328	***	0.123	0.136	***	***	0.466
Existing Homes	0.358	0.430	0.279	0.430	0.218	0.294	0.239	0.127
All Occupied Units	0.400	0.462	0.303	0.495	0.265	0.333	0.291	0.167
Recent Movers	0.335	0.465	0.244	0.380	0.229	0.255	0.273	0.153
Into New construction	0.216	0.274	***	0.182	***	***	***	***
Into Existing Homes	0.341	0.481	0.257	0.401	0.231	0.258	0.275	0.155
Non-movers	0.413	0.462	0.313	0.515	0.279	0.363	0.297	0.173
Owner Occupied Units	0.380	0.399	0.182	0.461	0.142	0.271	0.034	0.108
Recent Movers	0.368	0.419	0.137	0.325	0.092	0.154	0.086	***
Into New construction	0.308	0.338	***	***	***	***	***	***
Into Existing Homes	0.381	0.401	0.184	0.466	0.143	0.273	0.034	0.108
Non-movers	0.381	0.398	0.188	0.477	0.151	0.294	0.028	0.141
Renter Occupied Units	0.430	0.691	0.496	0.563	0.278	0.344	0.317	0.172
Recent Movers	0.320	0.533	0.340	0.442	0.234	0.263	0.274	0.161
Into New construction	0.328	0.471	***	***	0.275	***	***	0.466
Into Existing Homes	0.430	0.693	0.496	0.572	0.278	0.346	0.318	0.168
Non-movers	0.470	0.734	0.532	0.602	0.297	0.378	0.335	0.177

New Hampshire

	All	Single-family Detached	Single-family Attached	Manufactured	All Multifamily	Multifamily 2 to 4 Units	Multifamily 5 to 19 units	Multifamily 20+ Units
All Housing Units	0.267	0.311	0.224	0.223	0.180	0.288	0.158	0.038
New Construction	0.319	0.454	2.000	***	0.196	1.000	***	***
Existing Homes	0.267	0.310	0.217	0.230	0.180	0.287	0.158	0.038
All Occupied Units	0.321	0.373	0.285	0.285	0.211	0.347	0.187	0.042
Recent Movers	0.241	0.349	0.219	0.318	0.168	0.316	0.085	0.063
Into New construction	0.559	0.821	***	***	0.735	1.000	***	***
Into Existing Homes	0.235	0.334	0.219	0.362	0.165	0.310	0.085	0.064
Non-movers	0.332	0.375	0.299	0.281	0.225	0.356	0.230	0.036
Owner Occupied Units	0.335	0.362	0.219	0.199	0.186	0.293	0.096	***
Recent Movers	0.295	0.340	***	0.258	0.111	0.224	***	***
Into New construction	0.552	0.757	***	***	***	***	***	***
Into Existing Homes	0.334	0.361	0.219	0.201	0.187	0.293	0.096	***
Non-movers	0.337	0.364	0.234	0.195	0.195	0.301	0.113	***
Renter Occupied Units	0.294	0.572	0.446	0.711	0.217	0.366	0.200	0.048
Recent Movers	0.212	0.405	0.302	0.381	0.173	0.325	0.091	0.068
Into New construction	0.367	***	2.000	***	0.239	1.000	***	***
Into Existing Homes	0.293	0.581	0.422	0.725	0.217	0.365	0.200	0.049
Non-movers	0.323	0.611	0.543	0.839	0.233	0.381	0.250	0.042

New Jersey

	All	Single-family Detached	Single-family Attached	Manufactured	All Multifamily	Multifamily 2 to 4 Units	Multifamily 5 to 19 units	Multifamily 20+ Units
All Housing Units	0.349	0.401	0.329	0.179	0.280	0.389	0.284	0.130
New Construction	0.152	0.235	0.227	***	0.046	0.058	***	0.048
Existing Homes	0.350	0.402	0.330	0.180	0.282	0.390	0.285	0.131
All Occupied Units	0.389	0.443	0.388	0.229	0.312	0.442	0.314	0.143
Recent Movers	0.387	0.530	0.492	0.206	0.281	0.438	0.330	0.109
Into New construction	0.172	0.215	0.592	***	0.044	***	***	0.058
Into Existing Homes	0.390	0.538	0.491	0.209	0.285	0.439	0.332	0.110
Non-movers	0.390	0.437	0.376	0.231	0.318	0.442	0.310	0.151
Owner Occupied Units	0.389	0.428	0.288	0.238	0.226	0.333	0.129	0.065
Recent Movers	0.459	0.529	0.408	***	0.189	0.340	0.145	***
Into New construction	0.321	0.343	0.412	***	***	***	***	***
Into Existing Homes	0.389	0.429	0.287	0.240	0.226	0.334	0.129	0.065
Non-movers	0.385	0.423	0.279	0.250	0.228	0.333	0.128	0.071
Renter Occupied Units	0.393	0.645	0.620	0.196	0.336	0.489	0.350	0.156
Recent Movers	0.348	0.576	0.591	0.382	0.288	0.452	0.349	0.107
Into New construction	0.159	1.014	1.024	***	0.079	0.467	***	0.070
Into Existing Homes	0.394	0.645	0.619	0.197	0.338	0.489	0.351	0.157
Non-movers	0.403	0.662	0.626	0.142	0.347	0.496	0.350	0.169

New Mexico

	All	Single-family Detached	Single-family Attached	Manufactured	All Multifamily	Multifamily 2 to 4 Units	Multifamily 5 to 19 units	Multifamily 20+ Units
All Housing Units	0.312	0.325	0.200	0.413	0.180	0.239	0.162	0.122
New Construction	0.397	0.491	***	0.405	***	***	***	***
Existing Homes	0.312	0.324	0.201	0.413	0.180	0.239	0.163	0.122
All Occupied Units	0.371	0.380	0.222	0.518	0.218	0.291	0.199	0.146
Recent Movers	0.399	0.407	0.338	0.732	0.299	0.398	0.231	0.260
Into New construction	0.167	0.126	***	1.000	***	***	***	***
Into Existing Homes	0.404	0.414	0.354	0.728	0.302	0.398	0.238	0.260
Non-movers	0.367	0.377	0.193	0.498	0.183	0.248	0.185	0.093
Owner Occupied Units	0.344	0.333	0.162	0.449	0.048	0.080	***	0.035
Recent Movers	0.299	0.321	***	0.429	***	***	***	***
Into New construction	0.480	0.581	***	0.149	***	***	***	***
Into Existing Homes	0.343	0.331	0.165	0.450	0.048	0.080	***	0.035
Non-movers	0.346	0.333	0.182	0.450	0.059	0.094	***	0.044
Renter Occupied Units	0.423	0.606	0.293	0.692	0.230	0.311	0.208	0.153
Recent Movers	0.437	0.513	0.453	0.769	0.314	0.412	0.242	0.279
Into New construction	0.332	***	***	1.000	***	***	***	***
Into Existing Homes	0.423	0.606	0.293	0.690	0.231	0.311	0.210	0.153
Non-movers	0.417	0.637	0.220	0.668	0.193	0.269	0.194	0.096

New York

	All	Single-family Detached	Single-family Attached	Manufactured	All Multifamily	Multifamily 2 to 4 Units	Multifamily 5 to 19 units	Multifamily 20+ Units
All Housing Units	0.301	0.366	0.330	0.267	0.247	0.324	0.199	0.213
New Construction	0.109	0.158	0.275	0.053	0.075	0.061	0.017	0.095
Existing Homes	0.302	0.367	0.330	0.268	0.248	0.325	0.200	0.213
All Occupied Units	0.342	0.418	0.356	0.339	0.279	0.378	0.223	0.236
Recent Movers	0.278	0.421	0.564	0.512	0.205	0.358	0.146	0.124
Into New construction	0.158	0.184	***	0.075	0.166	0.199	0.053	0.183
Into Existing Homes	0.280	0.426	0.572	0.554	0.206	0.359	0.147	0.123
Non-movers	0.349	0.418	0.340	0.324	0.290	0.381	0.238	0.251
Owner Occupied Units	0.347	0.395	0.298	0.250	0.216	0.327	0.124	0.121
Recent Movers	0.326	0.368	0.381	0.361	0.190	0.368	0.092	0.081
Into New construction	0.228	0.231	0.317	0.058	0.181	0.609	***	***
Into Existing Homes	0.347	0.395	0.298	0.251	0.216	0.326	0.124	0.122
Non-movers	0.348	0.396	0.294	0.243	0.217	0.325	0.126	0.124
Renter Occupied Units	0.338	0.683	0.541	0.656	0.296	0.406	0.235	0.261
Recent Movers	0.260	0.577	0.719	0.706	0.204	0.354	0.148	0.125
Into New construction	0.097	***	***	0.080	0.101	0.039	0.036	0.124
Into Existing Homes	0.339	0.684	0.542	0.667	0.297	0.406	0.236	0.262
Non-movers	0.352	0.706	0.506	0.646	0.313	0.416	0.254	0.281

North Carolina

	All	Single-family Detached	Single-family Attached	Manufactured	All Multifamily	Multifamily 2 to 4 Units	Multifamily 5 to 19 units	Multifamily 20+ Units
All Housing Units	0.312	0.340	0.237	0.355	0.199	0.263	0.225	0.096
New Construction	0.410	0.552	0.228	0.414	0.138	***	0.312	0.071
Existing Homes	0.311	0.338	0.238	0.354	0.200	0.266	0.224	0.097
All Occupied Units	0.364	0.391	0.261	0.441	0.240	0.326	0.267	0.115
Recent Movers	0.328	0.433	0.298	0.399	0.204	0.282	0.255	0.076
Into New construction	0.491	0.638	0.396	0.507	0.202	***	0.446	0.100
Into Existing Homes	0.321	0.422	0.291	0.396	0.204	0.289	0.251	0.075
Non-movers	0.370	0.387	0.253	0.446	0.256	0.341	0.273	0.136
Owner Occupied Units	0.349	0.358	0.151	0.399	0.062	0.061	0.093	0.015
Recent Movers	0.390	0.423	0.110	0.459	0.047	0.071	0.072	***
Into New construction	0.569	0.613	0.118	0.685	***	***	***	***
Into Existing Homes	0.347	0.355	0.152	0.396	0.062	0.062	0.093	0.015
Non-movers	0.347	0.354	0.156	0.395	0.065	0.060	0.096	0.018
Renter Occupied Units	0.396	0.569	0.417	0.521	0.252	0.349	0.277	0.123
Recent Movers	0.303	0.467	0.408	0.363	0.208	0.288	0.258	0.079
Into New construction	0.294	0.727	0.464	1.198	0.174	***	0.341	0.089
Into Existing Homes	0.397	0.568	0.416	0.518	0.253	0.352	0.276	0.124
Non-movers	0.432	0.598	0.420	0.569	0.273	0.371	0.286	0.149

North Dakota

	All	Single-family Detached	Single-family Attached	Manufactur ed	All Multifamily	Multifamily - 2 to 4 Units	Multifamily - 5 to 19 units	Multifamily 20+ Units
All Housing Units	0.290	0.392	0.147	0.272	0.137	0.135	0.181	0.116
New Construction	0.305	0.484	***	1.000	***	***	***	***
Existing Homes	0.290	0.392	0.148	0.271	0.138	0.135	0.181	0.118
All Occupied Units	0.344	0.449	0.151	0.356	0.173	0.184	0.214	0.148
Recent Movers	0.255	0.521	0.007	0.161	0.129	0.055	0.159	0.135
Into New construction	0.405	0.627	***	1.000	***	***	***	***
Into Existing Homes	0.249	0.514	0.007	0.142	0.131	0.055	0.159	0.139
Non-movers	0.361	0.442	0.179	0.367	0.194	0.241	0.237	0.155
Owner Occupied Units	0.401	0.436	0.127	0.361	0.149	0.202	0.154	***
Recent Movers	0.408	0.503	***	0.160	***	***	***	***
Into New construction	0.374	0.419	***	1.000	***	***	***	***
Into Existing Homes	0.402	0.436	0.129	0.360	0.149	0.202	0.154	***
Non-movers	0.401	0.431	0.141	0.371	0.171	0.238	0.179	***
Renter Occupied Units	0.250	0.652	0.216	0.326	0.174	0.180	0.221	0.150
Recent Movers	0.211	0.621	0.012	0.230	0.133	0.063	0.167	0.135
Into New construction	0.352	2.000	***	***	***	***	***	***
Into Existing Homes	0.249	0.636	0.216	0.326	0.176	0.180	0.221	0.153
Non-movers	0.269	0.671	0.327	0.332	0.194	0.231	0.245	0.158

Ohio

	All	Single-family Detached	Single-family Attached	Manufac- tured	All Multifamily	Multifamily 2 to 4 Units	Multifamily 5 to 19 units	Multifamily 20+ Units
All Housing Units	0.317	0.383	0.222	0.264	0.151	0.191	0.162	0.076
New Construction	0.312	0.411	0.112	0.506	0.019	***	***	0.032
Existing Homes	0.317	0.383	0.223	0.262	0.151	0.192	0.162	0.076
All Occupied Units	0.353	0.416	0.248	0.335	0.179	0.234	0.188	0.088
Recent Movers	0.335	0.504	0.358	0.432	0.170	0.220	0.178	0.092
Into New construction	0.392	0.591	0.128	0.318	***	***	***	***
Into Existing Homes	0.334	0.501	0.368	0.441	0.172	0.221	0.179	0.093
Non-movers	0.356	0.408	0.225	0.321	0.182	0.239	0.192	0.087
Owner Occupied Units	0.344	0.367	0.122	0.266	0.071	0.085	0.056	0.043
Recent Movers	0.378	0.408	0.211	0.345	0.040	0.088	***	***
Into New construction	0.499	0.509	0.254	0.786	***	***	***	***
Into Existing Homes	0.344	0.366	0.121	0.263	0.071	0.086	0.056	0.043
Non-movers	0.342	0.364	0.113	0.259	0.073	0.085	0.062	0.047
Renter Occupied Units	0.374	0.712	0.444	0.556	0.188	0.257	0.198	0.091
Recent Movers	0.318	0.656	0.448	0.542	0.174	0.225	0.184	0.094
Into New construction	0.126	0.363	***	0.391	0.026	***	***	0.052
Into Existing Homes	0.375	0.713	0.450	0.562	0.189	0.258	0.198	0.091
Non-movers	0.394	0.727	0.442	0.562	0.194	0.269	0.204	0.090

Oklahoma

	All	Single-family Detached	Single-family Attached	Manufactured	All Multifamily	Multifamily 2 to 4 Units	Multifamily 5 to 19 units	Multifamily 20+ Units
All Housing Units	0.371	0.407	0.314	0.388	0.204	0.230	0.232	0.120
New Construction	0.345	0.309	***	0.758	0.224	0.603	***	***
Existing Homes	0.372	0.408	0.316	0.384	0.204	0.226	0.234	0.121
All Occupied Units	0.436	0.468	0.348	0.519	0.250	0.296	0.277	0.146
Recent Movers	0.437	0.562	0.160	0.712	0.233	0.264	0.268	0.099
Into New construction	0.363	0.299	***	1.204	0.357	0.603	***	***
Into Existing Homes	0.439	0.570	0.162	0.701	0.231	0.249	0.270	0.101
Non-movers	0.436	0.456	0.404	0.491	0.260	0.313	0.284	0.166
Owner Occupied Units	0.412	0.410	0.182	0.485	0.118	0.007	0.299	***
Recent Movers	0.535	0.530	***	0.784	0.638	***	0.907	***
Into New construction	0.497	0.431	***	0.829	***	***	***	***
Into Existing Homes	0.411	0.410	0.182	0.480	0.118	0.007	0.299	***
Non-movers	0.403	0.402	0.213	0.469	0.004	0.008	***	***
Renter Occupied Units	0.483	0.701	0.445	0.654	0.250	0.291	0.278	0.151
Recent Movers	0.401	0.600	0.206	0.793	0.224	0.265	0.252	0.100
Into New construction	0.310	***	***	1.693	0.357	0.603	***	***
Into Existing Homes	0.484	0.703	0.448	0.648	0.249	0.286	0.279	0.151
Non-movers	0.523	0.740	0.538	0.582	0.266	0.305	0.298	0.174

Oregon

	All	Single-family Detached	Single-family Attached	Manufactured	All Multifamily	Multifamily 2 to 4 Units	Multifamily 5 to 19 units	Multifamily 20+ Units
All Housing Units	0.325	0.372	0.298	0.281	0.228	0.309	0.265	0.134
New Construction	0.190	0.315	***	***	0.068	0.373	***	***
Existing Homes	0.327	0.373	0.303	0.282	0.230	0.309	0.268	0.136
All Occupied Units	0.355	0.404	0.326	0.318	0.249	0.343	0.284	0.148
Recent Movers	0.302	0.408	0.263	0.442	0.203	0.291	0.292	0.067
Into New construction	0.190	0.396	***	***	***	***	***	***
Into Existing Homes	0.305	0.408	0.275	0.459	0.207	0.293	0.294	0.070
Non-movers	0.365	0.404	0.341	0.302	0.269	0.364	0.280	0.186
Owner Occupied Units	0.350	0.375	0.196	0.279	0.082	0.193	0.044	***
Recent Movers	0.340	0.388	0.024	0.269	0.093	0.180	0.049	***
Into New construction	0.283	0.355	***	***	***	***	***	***
Into Existing Homes	0.351	0.375	0.201	0.280	0.082	0.193	0.044	***
Non-movers	0.351	0.374	0.213	0.279	0.080	0.195	0.043	***
Renter Occupied Units	0.367	0.571	0.465	0.483	0.262	0.361	0.296	0.160
Recent Movers	0.288	0.456	0.321	0.708	0.206	0.300	0.287	0.072
Into New construction	0.099	0.267	***	***	0.085	0.593	***	***
Into Existing Homes	0.370	0.572	0.471	0.483	0.264	0.359	0.299	0.162
Non-movers	0.400	0.609	0.527	0.419	0.288	0.386	0.300	0.202

Pennsylvania

	All	Single-family Detached	Single-family Attached	Manufactured	All Multifamily	Multifamily 2 to 4 Units	Multifamily 5 to 19 units	Multifamily 20+ Units
All Housing Units	0.290	0.338	0.340	0.189	0.128	0.171	0.149	0.052
New Construction	0.176	0.290	0.119	0.083	0.101	0.199	0.227	***
Existing Homes	0.290	0.338	0.342	0.190	0.128	0.171	0.149	0.052
All Occupied Units	0.326	0.376	0.380	0.237	0.148	0.206	0.168	0.059
Recent Movers	0.297	0.458	0.457	0.209	0.128	0.165	0.148	0.068
Into New construction	0.187	0.290	0.163	***	0.083	0.484	***	***
Into Existing Homes	0.300	0.462	0.473	0.218	0.129	0.164	0.149	0.068
Non-movers	0.330	0.370	0.370	0.240	0.154	0.218	0.175	0.056
Owner Occupied Units	0.334	0.357	0.299	0.188	0.097	0.171	0.061	0.021
Recent Movers	0.307	0.363	0.238	0.155	0.052	0.063	0.165	***
Into New construction	0.257	0.348	0.177	0.088	***	***	***	***
Into Existing Homes	0.334	0.357	0.300	0.188	0.098	0.172	0.061	0.021
Non-movers	0.335	0.357	0.303	0.190	0.102	0.179	0.052	0.025
Renter Occupied Units	0.315	0.589	0.565	0.384	0.153	0.209	0.177	0.063
Recent Movers	0.296	0.682	0.612	0.290	0.132	0.169	0.149	0.072
Into New construction	0.123	***	0.083	0.093	0.173	1.000	0.227	***
Into Existing Homes	0.316	0.589	0.570	0.387	0.153	0.209	0.177	0.063
Non-movers	0.321	0.564	0.553	0.412	0.161	0.223	0.189	0.060

Rhode Island

	All	Single-family Detached	Single-family Attached	Manufactured	All Multifamily	Multifamily 2 to 4 Units	Multifamily 5 to 19 units	Multifamily 20+ Units
All Housing Units	0.281	0.323	0.208	0.033	0.236	0.309	0.224	0.052
New Construction	***	***	***	***	***	***	***	***
Existing Homes	0.281	0.323	0.208	0.034	0.236	0.309	0.224	0.052
All Occupied Units	0.324	0.364	0.238	0.043	0.280	0.379	0.260	0.058
Recent Movers	0.273	0.256	0.185	***	0.292	0.400	0.218	0.105
Into New construction	***	***	***	***	***	***	***	***
Into Existing Homes	0.275	0.259	0.185	***	0.292	0.401	0.218	0.105
Non-movers	0.330	0.371	0.245	0.045	0.278	0.376	0.270	0.050
Owner Occupied Units	0.330	0.356	0.067	0.046	0.267	0.325	0.094	***
Recent Movers	0.255	0.218	0.039	***	0.559	0.749	***	***
Into New construction	***	***	***	***	***	***	***	***
Into Existing Homes	0.330	0.356	0.067	0.047	0.267	0.325	0.094	***
Non-movers	0.334	0.363	0.070	0.048	0.245	0.295	0.102	***
Renter Occupied Units	0.325	0.481	0.691	***	0.289	0.409	0.281	0.065
Recent Movers	0.288	0.394	0.380	***	0.270	0.356	0.229	0.115
Into New construction	***	***	***	***	***	***	***	***
Into Existing Homes	0.325	0.481	0.691	***	0.290	0.409	0.282	0.065
Non-movers	0.333	0.495	0.768	***	0.293	0.421	0.294	0.056

South Carolina

	All	Single-family Detached	Single-family Attached	Manufac- tured	All Multifamily	Multifamily 2 to 4 Units	Multifamily 5 to 19 units	Multifamily 20+ Units
All Housing Units	0.292	0.320	0.206	0.332	0.175	0.175	0.232	0.102
New Construction	0.288	0.374	***	0.262	0.074	***	0.337	***
Existing Homes	0.293	0.319	0.210	0.333	0.177	0.177	0.231	0.105
All Occupied Units	0.352	0.368	0.246	0.414	0.245	0.219	0.304	0.174
Recent Movers	0.335	0.421	0.240	0.404	0.210	0.210	0.259	0.135
Into New construction	0.395	0.540	***	0.318	0.037	***	0.123	***
Into Existing Homes	0.331	0.408	0.252	0.409	0.218	0.213	0.263	0.148
Non-movers	0.354	0.362	0.247	0.416	0.260	0.222	0.325	0.195
Owner Occupied Units	0.325	0.329	0.168	0.377	0.061	0.111	0.034	0.053
Recent Movers	0.313	0.343	0.052	0.353	0.044	0.223	***	***
Into New construction	0.422	0.464	***	0.395	***	***	***	***
Into Existing Homes	0.323	0.326	0.173	0.377	0.062	0.117	0.034	0.053
Non-movers	0.326	0.328	0.185	0.378	0.065	0.096	0.043	0.063
Renter Occupied Units	0.413	0.610	0.389	0.492	0.262	0.231	0.325	0.190
Recent Movers	0.344	0.567	0.407	0.420	0.215	0.217	0.261	0.142
Into New construction	0.205	1.554	***	0.415	0.121	***	0.404	***
Into Existing Homes	0.416	0.609	0.392	0.492	0.265	0.232	0.324	0.198
Non-movers	0.438	0.623	0.383	0.510	0.283	0.235	0.357	0.219

South Dakota

	All	Single-family Detached	Single-family Attached	Manufac- tured	All Multifamily	Multifamily 2 to 4 Units	Multifamily 5 to 19 units	Multifamily 20+ Units
All Housing Units	0.359	0.419	0.209	0.373	0.182	0.178	0.242	0.108
New Construction	0.221	0.243	***	0.174	0.220	***	***	0.220
Existing Homes	0.360	0.420	0.210	0.376	0.182	0.178	0.242	0.105
All Occupied Units	0.413	0.474	0.216	0.481	0.218	0.197	0.291	0.135
Recent Movers	0.323	0.324	0.183	0.799	0.279	0.154	0.460	0.057
Into New construction	0.238	0.275	***	0.272	***	***	***	***
Into Existing Homes	0.326	0.327	0.187	0.874	0.281	0.154	0.460	0.059
Non-movers	0.429	0.491	0.223	0.436	0.187	0.218	0.189	0.165
Owner Occupied Units	0.416	0.440	0.133	0.353	0.038	***	0.107	***
Recent Movers	0.215	0.222	***	0.319	***	***	***	***
Into New construction	0.227	0.286	***	***	***	***	***	***
Into Existing Homes	0.418	0.442	0.134	0.360	0.038	***	0.107	***
Non-movers	0.432	0.458	0.139	0.355	0.049	***	0.126	***
Renter Occupied Units	0.403	0.733	0.356	0.954	0.228	0.227	0.296	0.139
Recent Movers	0.389	0.579	0.219	1.152	0.288	0.171	0.467	0.057
Into New construction	0.626	***	***	1.000	0.514	***	***	0.514
Into Existing Homes	0.402	0.733	0.356	0.953	0.226	0.227	0.296	0.133
Non-movers	0.410	0.794	0.436	0.835	0.197	0.257	0.190	0.171

Tennessee

	All	Single-family Detached	Single-family Attached	Manufactured	All Multifamily	Multifamily 2 to 4 Units	Multifamily 5 to 19 units	Multifamily 20+ Units
All Housing Units	0.323	0.357	0.241	0.349	0.206	0.241	0.251	0.089
New Construction	0.262	0.371	0.081	0.348	0.120	0.345	0.259	0.031
Existing Homes	0.324	0.357	0.244	0.349	0.209	0.241	0.251	0.093
All Occupied Units	0.372	0.400	0.270	0.446	0.250	0.289	0.301	0.111
Recent Movers	0.356	0.498	0.178	0.405	0.203	0.333	0.202	0.077
Into New construction	0.292	0.423	0.148	0.379	0.158	0.189	0.279	0.077
Into Existing Homes	0.359	0.502	0.179	0.407	0.205	0.337	0.199	0.077
Non-movers	0.374	0.390	0.291	0.451	0.270	0.274	0.347	0.128
Owner Occupied Units	0.348	0.356	0.137	0.390	0.112	0.079	0.221	0.050
Recent Movers	0.405	0.448	0.069	0.226	0.113	0.179	0.074	***
Into New construction	0.404	0.441	***	0.369	***	***	***	***
Into Existing Homes	0.347	0.355	0.139	0.390	0.114	0.079	0.224	0.053
Non-movers	0.343	0.349	0.145	0.398	0.112	0.058	0.245	0.057
Renter Occupied Units	0.419	0.641	0.457	0.569	0.257	0.307	0.302	0.116
Recent Movers	0.326	0.577	0.234	0.505	0.203	0.345	0.196	0.081
Into New construction	0.231	0.318	0.223	3.000	0.190	0.439	0.309	0.058
Into Existing Homes	0.422	0.642	0.462	0.565	0.259	0.305	0.302	0.119
Non-movers	0.454	0.659	0.559	0.587	0.281	0.293	0.351	0.135

Texas

	All	Single-family Detached	Single-family Attached	Manufactured	All Multifamily	Multifamily 2 to 4 Units	Multifamily 5 to 19 units	Multifamily 20+ Units
All Housing Units	0.432	0.487	0.351	0.507	0.282	0.385	0.331	0.168
New Construction	0.412	0.521	0.489	0.428	0.127	0.292	0.108	0.103
Existing Homes	0.433	0.486	0.348	0.508	0.285	0.386	0.333	0.170
All Occupied Units	0.491	0.539	0.390	0.638	0.335	0.449	0.396	0.198
Recent Movers	0.433	0.604	0.421	0.695	0.275	0.431	0.319	0.159
Into New construction	0.499	0.620	0.400	0.657	0.178	0.564	0.051	0.152
Into Existing Homes	0.429	0.602	0.422	0.697	0.278	0.428	0.324	0.159
Non-movers	0.501	0.532	0.383	0.632	0.361	0.456	0.428	0.218
Owner Occupied Units	0.489	0.494	0.232	0.589	0.117	0.182	0.114	0.056
Recent Movers	0.483	0.496	0.246	0.609	0.158	0.155	0.183	0.144
Into New construction	0.593	0.627	0.412	0.380	***	***	***	***
Into Existing Homes	0.487	0.492	0.228	0.592	0.118	0.183	0.115	0.057
Non-movers	0.489	0.494	0.231	0.588	0.111	0.186	0.107	0.041
Renter Occupied Units	0.499	0.798	0.555	0.801	0.343	0.462	0.406	0.204
Recent Movers	0.417	0.769	0.486	0.812	0.276	0.433	0.320	0.160
Into New construction	0.326	0.801	0.723	1.210	0.179	0.407	0.142	0.150
Into Existing Homes	0.501	0.798	0.553	0.797	0.346	0.463	0.409	0.205
Non-movers	0.532	0.807	0.585	0.798	0.374	0.474	0.443	0.227

Utah

	All	Single-family Detached	Single-family Attached	Manufactured	All Multifamily	Multifamily 2 to 4 Units	Multifamily 5 to 19 units	Multifamily 20+ Units
All Housing Units	0.583	0.725	0.321	0.281	0.265	0.386	0.280	0.145
New Construction	0.621	0.713	0.352	***	0.494	2.211	0.380	***
Existing Homes	0.582	0.725	0.320	0.283	0.261	0.366	0.279	0.150
All Occupied Units	0.647	0.790	0.347	0.357	0.309	0.446	0.325	0.172
Recent Movers	0.475	0.780	0.209	0.027	0.277	0.438	0.248	0.196
Into New construction	0.591	0.855	0.143	***	0.191	***	0.520	***
Into Existing Homes	0.468	0.773	0.217	0.027	0.279	0.438	0.241	0.206
Non-movers	0.678	0.791	0.382	0.382	0.327	0.450	0.375	0.158
Owner Occupied Units	0.713	0.777	0.307	0.364	0.170	0.338	0.104	0.064
Recent Movers	0.699	0.807	0.212	***	0.294	0.735	0.139	0.046
Into New construction	0.722	0.811	***	***	***	***	***	***
Into Existing Homes	0.713	0.776	0.314	0.364	0.172	0.351	0.104	0.064
Non-movers	0.714	0.774	0.319	0.381	0.147	0.267	0.098	0.068
Renter Occupied Units	0.486	0.922	0.431	0.264	0.325	0.446	0.366	0.185
Recent Movers	0.343	0.744	0.218	0.051	0.262	0.357	0.256	0.204
Into New construction	0.678	0.679	0.730	***	0.716	4.000	0.520	***
Into Existing Homes	0.483	0.924	0.418	0.274	0.319	0.417	0.365	0.190
Non-movers	0.560	0.978	0.537	0.306	0.366	0.489	0.452	0.172

Vermont

	All	Single-family Detached	Single-family Attached	Manufactured	All Multifamily	Multifamily 2 to 4 Units	Multifamily 5 to 19 units	Multifamily 20+ Units
All Housing Units	0.206	0.222	0.218	0.279	0.141	0.165	0.142	0.072
New Construction	0.394	0.562	***	***	***	***	***	***
Existing Homes	0.205	0.220	0.221	0.279	0.142	0.165	0.143	0.073
All Occupied Units	0.266	0.288	0.322	0.345	0.176	0.214	0.182	0.079
Recent Movers	0.201	0.289	0.145	0.514	0.133	0.243	***	***
Into New construction	0.549	0.670	***	***	***	***	***	***
Into Existing Homes	0.187	0.247	0.171	0.514	0.133	0.243	***	***
Non-movers	0.274	0.288	0.352	0.331	0.192	0.202	0.255	0.098
Owner Occupied Units	0.283	0.282	0.348	0.376	0.111	0.154	***	***
Recent Movers	0.303	0.289	0.261	0.495	***	***	***	***
Into New construction	0.597	0.736	***	***	***	***	***	***
Into Existing Homes	0.282	0.280	0.358	0.376	0.111	0.154	***	***
Non-movers	0.282	0.282	0.358	0.367	0.114	0.157	***	***
Renter Occupied Units	0.224	0.378	0.242	0.268	0.188	0.231	0.199	0.085
Recent Movers	0.157	0.295	***	0.926	0.135	0.249	***	***
Into New construction	***	***	***	***	***	***	***	***
Into Existing Homes	0.225	0.383	0.242	0.268	0.189	0.231	0.201	0.085
Non-movers	0.249	0.397	0.333	0.205	0.211	0.222	0.289	0.106

Virginia

	All	Single-family Detached	Single-family Attached	Manufac- tured	All Multifamily	Multifamily 2 to 4 Units	Multifamily 5 to 19 units	Multifamily 20+ Units
All Housing Units	0.336	0.378	0.396	0.306	0.202	0.233	0.275	0.090
New Construction	0.399	0.444	0.545	0.519	0.133	***	0.279	0.129
Existing Homes	0.335	0.377	0.395	0.305	0.203	0.234	0.275	0.089
All Occupied Units	0.374	0.418	0.420	0.396	0.228	0.274	0.308	0.100
Recent Movers	0.338	0.551	0.459	0.329	0.144	0.209	0.193	0.060
Into New construction	0.549	0.657	0.639	***	0.265	***	0.457	0.294
Into Existing Homes	0.333	0.546	0.452	0.335	0.143	0.213	0.191	0.057
Non-movers	0.380	0.407	0.413	0.403	0.261	0.296	0.351	0.118
Owner Occupied Units	0.362	0.385	0.320	0.333	0.084	0.107	0.135	0.031
Recent Movers	0.407	0.472	0.352	0.121	0.084	0.178	0.123	0.014
Into New construction	0.536	0.538	0.588	0.735	***	***	***	***
Into Existing Homes	0.360	0.384	0.316	0.331	0.085	0.108	0.135	0.031
Non-movers	0.359	0.380	0.316	0.341	0.085	0.095	0.137	0.033
Renter Occupied Units	0.406	0.658	0.613	0.572	0.251	0.292	0.332	0.115
Recent Movers	0.310	0.701	0.516	0.381	0.149	0.210	0.198	0.064
Into New construction	0.268	***	0.666	***	0.244	***	0.543	0.233
Into Existing Homes	0.407	0.658	0.613	0.574	0.251	0.293	0.332	0.114
Non-movers	0.444	0.645	0.654	0.625	0.296	0.321	0.387	0.142

Washington

	All	Single-family Detached	Single-family Attached	Manufac- tured	All Multifamily	Multifamily 2 to 4 Units	Multifamily 5 to 19 units	Multifamily 20+ Units
All Housing Units	0.350	0.408	0.377	0.359	0.207	0.342	0.230	0.114
New Construction	0.343	0.433	0.336	0.019	0.184	0.325	0.419	0.019
Existing Homes	0.350	0.408	0.377	0.360	0.207	0.343	0.227	0.116
All Occupied Units	0.380	0.442	0.400	0.403	0.226	0.378	0.250	0.125
Recent Movers	0.331	0.503	0.389	0.493	0.175	0.311	0.189	0.101
Into New construction	0.362	0.447	0.319	0.050	0.232	0.690	0.566	***
Into Existing Homes	0.329	0.507	0.391	0.496	0.173	0.306	0.181	0.105
Non-movers	0.390	0.435	0.403	0.390	0.250	0.404	0.279	0.137
Owner Occupied Units	0.385	0.414	0.214	0.346	0.062	0.127	0.056	0.028
Recent Movers	0.397	0.459	0.095	0.307	0.082	0.101	0.131	0.018
Into New construction	0.447	0.465	0.467	0.033	***	***	***	***
Into Existing Homes	0.384	0.414	0.210	0.347	0.062	0.128	0.056	0.028
Non-movers	0.384	0.411	0.228	0.349	0.059	0.132	0.043	0.029
Renter Occupied Units	0.376	0.611	0.616	0.602	0.247	0.417	0.278	0.134
Recent Movers	0.307	0.590	0.508	0.698	0.182	0.330	0.196	0.106
Into New construction	0.279	0.773	0.174	***	0.215	0.507	0.479	0.021
Into Existing Homes	0.377	0.610	0.621	0.603	0.248	0.416	0.275	0.136
Non-movers	0.408	0.618	0.663	0.567	0.281	0.453	0.321	0.150

West Virginia

	All	Single-family Detached	Single-family Attached	Manufactured	All Multifamily	Multifamily 2 to 4 Units	Multifamily 5 to 19 units	Multifamily 20+ Units
All Housing Units	0.275	0.288	0.315	0.327	0.124	0.153	0.131	0.054
New Construction	0.158	0.090	***	***	0.865	0.865	***	***
Existing Homes	0.275	0.289	0.315	0.327	0.122	0.149	0.131	0.054
All Occupied Units	0.335	0.344	0.358	0.435	0.155	0.198	0.159	0.067
Recent Movers	0.302	0.416	0.026	0.318	0.165	0.174	0.209	0.083
Into New construction	0.207	0.215	***	***	***	***	***	***
Into Existing Homes	0.303	0.421	0.026	0.318	0.165	0.175	0.209	0.083
Non-movers	0.338	0.339	0.416	0.445	0.150	0.208	0.142	0.061
Owner Occupied Units	0.318	0.314	0.198	0.381	0.013	0.027	***	***
Recent Movers	0.397	0.412	0.103	0.481	***	***	***	***
Into New construction	0.156	0.177	***	***	***	***	***	***
Into Existing Homes	0.319	0.314	0.198	0.382	0.013	0.027	***	***
Non-movers	0.315	0.310	0.205	0.379	0.015	0.027	***	***
Renter Occupied Units	0.372	0.563	0.598	0.544	0.162	0.210	0.165	0.070
Recent Movers	0.248	0.490	***	0.106	0.170	0.175	0.221	0.086
Into New construction	0.288	***	***	***	0.865	0.865	***	***
Into Existing Homes	0.373	0.567	0.598	0.544	0.160	0.205	0.165	0.070
Non-movers	0.415	0.582	0.806	0.698	0.158	0.225	0.145	0.063

Wisconsin

	All	Single-family Detached	Single-family Attached	Manufactured	All Multifamily	Multifamily 2 to 4 Units	Multifamily 5 to 19 units	Multifamily 20+ Units
All Housing Units	0.319	0.376	0.324	0.190	0.188	0.274	0.210	0.060
New Construction	0.159	0.220	***	***	0.062	0.607	***	***
Existing Homes	0.319	0.376	0.325	0.191	0.189	0.273	0.210	0.060
All Occupied Units	0.364	0.430	0.351	0.264	0.211	0.320	0.227	0.067
Recent Movers	0.319	0.504	0.338	0.337	0.176	0.297	0.186	0.057
Into New construction	0.204	0.341	***	***	***	***	***	***
Into Existing Homes	0.321	0.507	0.342	0.342	0.177	0.297	0.187	0.058
Non-movers	0.371	0.424	0.354	0.254	0.223	0.326	0.242	0.070
Owner Occupied Units	0.377	0.404	0.136	0.242	0.149	0.212	0.112	***
Recent Movers	0.379	0.426	0.150	0.255	0.114	0.262	***	***
Into New construction	0.281	0.299	***	***	***	***	***	***
Into Existing Homes	0.377	0.404	0.136	0.243	0.149	0.212	0.112	***
Non-movers	0.377	0.402	0.135	0.240	0.152	0.209	0.124	***
Renter Occupied Units	0.341	0.708	0.611	0.361	0.220	0.347	0.237	0.072
Recent Movers	0.294	0.698	0.420	0.538	0.180	0.304	0.193	0.059
Into New construction	0.063	***	***	***	0.077	0.815	***	***
Into Existing Homes	0.342	0.709	0.614	0.364	0.220	0.346	0.237	0.073
Non-movers	0.358	0.711	0.686	0.312	0.234	0.360	0.254	0.077

